

Quantum dynamics for a fractal spectrum

Ariane SORET

Supervised by Eric AKKERMAN
ENS Cachan - Technion Institute of Technology

6 August 2014

- 1 Mathematical prerequisites
- 2 Experimental example : Fibonacci cavity
- 3 Analytical study in the case of a Cantor set
 - Measure
 - Correlation function
 - Participation ratio
- 4 Outlooks
 - Ideas for the participation ratio
 - Spontaneous emission - superradiance - black body radiation

Table of contents

- 1 Mathematical prerequisites
- 2 Experimental example : Fibonacci cavity
- 3 Analytical study in the case of a Cantor set

Table of contents

- 1 Mathematical prerequisites
- 2 Experimental example : Fibonacci cavity
- 3 Analytical study in the case of a Cantor set

Table of contents

- 1 Mathematical prerequisites
- 2 Experimental example : Fibonacci cavity
- 3 Analytical study in the case of a Cantor set
- 4 Outlooks

Table of contents

- 1 Mathematical prerequisites
- 2 Experimental example : Fibonacci cavity
- 3 Analytical study in the case of a Cantor set
- 4 Outlooks

Table of contents

- 1 Mathematical prerequisites
- 2 Experimental example : Fibonacci cavity
- 3 Analytical study in the case of a Cantor set
- 4 Outlooks

Mandelbrot's definition of a fractal(1986)

A fractal is a shape made of parts similar to the whole in some way

More mathematical formulation (1982)

A fractal is by definition a set for which the Hausdorff-Besicovitch dimension strictly exceeds the topological dimension

In our case : objects with a scaling symmetry.

Example

Sierpinsky gasket




Figure:

Scaling property and log-periodic oscillations :

$$f(x) = \frac{1}{b} f(ax)$$

$$f(x) = x^{\ln(b)/\ln(a)} g\left(\frac{\ln(x)}{\ln(a)}\right)$$

g periodic of period 1.

Another example : triadic Cantor set

"zoom in" by a factor 3 and get
the same object rescaled by
factor $\frac{1}{2}$

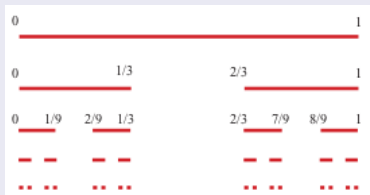


Figure: Triadic Cantor set

Table of contents

- 1 Mathematical prerequisites
- 2 Experimental example : Fibonacci cavity
- 3 Analytical study in the case of a Cantor set

Table of contents

- 1 Mathematical prerequisites
- 2 Experimental example : Fibonacci cavity
- 3 Analytical study in the case of a Cantor set

Table of contents

- 1 Mathematical prerequisites
- 2 Experimental example : Fibonacci cavity
- 3 Analytical study in the case of a Cantor set
- 4 Outlooks

Table of contents

- 1 Mathematical prerequisites
- 2 Experimental example : Fibonacci cavity
- 3 Analytical study in the case of a Cantor set
- 4 Outlooks

Table of contents

- 1 Mathematical prerequisites
- 2 Experimental example : Fibonacci cavity
- 3 Analytical study in the case of a Cantor set
- 4 Outlooks

Fibonacci cavity

Spacially varying potential yields modification of the density of states of propagating waves ; quasiperiodic potential \rightarrow ???

Longitudinal cavity of

quasiperiodically varying width according to Fibonacci cavity \rightarrow Cantor like spectrum.

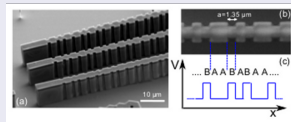


Figure: Fibonacci cavity. Source : [1]

Previous numerical and experimental results¹ show log-periodic behaviour of some quantities...

1. D. Tanese, E. Gurevich, A. Lemaitre, E. Galopin, I. Sagnes, A. Amo, J. Bloch, E. Akkermans, arxiv :1311.3453v1

Table of contents

- 1 Mathematical prerequisites
- 2 Experimental example : Fibonacci cavity
- 3 Analytical study in the case of a Cantor set
 - Measure

Table of contents

- 1 Mathematical prerequisites
- 2 Experimental example : Fibonacci cavity
- 3 Analytical study in the case of a Cantor set
 - Measure
 - Correlation function

Table of contents

- 1 Mathematical prerequisites
- 2 Experimental example : Fibonacci cavity
- 3 Analytical study in the case of a Cantor set
 - Measure
 - Correlation function
 - Participation ratio
- 4 Outlooks

Table of contents

- 1 Mathematical prerequisites
- 2 Experimental example : Fibonacci cavity
- 3 Analytical study in the case of a Cantor set
 - Measure
 - Correlation function
 - Participation ratio
- 4 Outlooks

Table of contents

- 1 Mathematical prerequisites
- 2 Experimental example : Fibonacci cavity
- 3 Analytical study in the case of a Cantor set
 - Measure
 - Correlation function
 - Participation ratio
- 4 Outlooks

Hamiltonian H , spectrum = triadic Cantor set.

- Dynamics of the wave packet ?
- Which physical quantities highlight the fractal feature ?
- Analytical expression ?
- Conversely : determine the spectrum from these quantities ?

Define an appropriate measure :

$$\int_C f(x) d\mu(x) = \lim_{n \rightarrow +\infty} \left(\frac{3}{2}\right)^n \sum_{P_n} \int_{a_j}^{a_j+3^{-n}} f(x) dx$$

Verifies :

- $\int_C d\mu(x) = 1$
- $\int_C f(x) d\mu(x) = \frac{1}{2} \int_C f\left(\frac{x}{3}\right) d\mu(x) + \frac{1}{2} \int_C f\left(\frac{x+2}{3}\right) d\mu(x)$
- " $d\mu(\epsilon) = \rho(\epsilon) d\epsilon$ "

Integrated density of states (IDOS) :

$$\begin{aligned}
 N(\epsilon) &= \int_{\text{spectre}} \theta(\epsilon - \epsilon') d\mu(\epsilon') \\
 &= \frac{1}{2} \int_{\text{spectre}} \theta\left(\epsilon - \frac{\epsilon'}{3}\right) d\mu(\epsilon') + \frac{1}{2} \int_{\text{spectre}} \theta\left(\epsilon - \frac{\epsilon' + 2}{3}\right) d\mu(\epsilon') \\
 &= \frac{1}{2} N(3\epsilon) + g(\epsilon)
 \end{aligned}$$

Correlation function or return probability

$$C(t) = \frac{1}{t} \int_0^t | \langle \psi(0) | \psi(t') \rangle |^2 dt'$$

Results for the Fibonacci cavity : log-periodic oscillations.
Likely to be the same for Cantor.

$|\psi(t)\rangle$ > wave function.

Decomposition over the eigenfunction (orthonormal basis) of the Hamiltonian H

$$|\psi(t)\rangle = \int_C g(\epsilon) e^{-i\epsilon t} |\phi(\epsilon)\rangle d\mu(\epsilon)$$

Normalization :

$$\begin{aligned} \langle \psi(t) | \psi(t) \rangle &= \int_C |g(\epsilon)|^2 d\mu(\epsilon) \\ &= 1 \end{aligned}$$

Define : $d\tilde{\mu}(\epsilon) = |g(\epsilon)|^2 d\mu(\epsilon)$

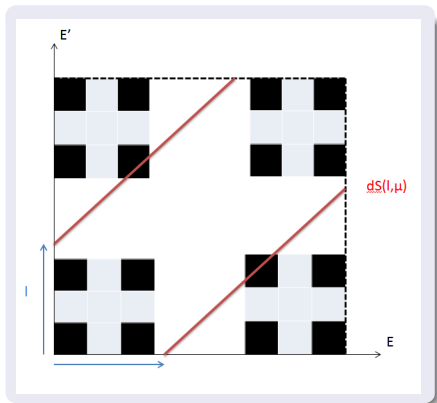
$$\begin{aligned}
C(t) &= \frac{1}{t} \int_0^t | \langle \psi(0) | \psi(t') \rangle |^2 dt' \\
&= \frac{1}{t} \int_0^t \left| \int_C |g(\epsilon)|^2 e^{-i\epsilon t'} d\mu(\epsilon) \right|^2 dt' \\
&= \frac{1}{t} \int_0^t \iint_{C \times C} e^{i(\epsilon' - \epsilon)t'} d\tilde{\mu}(\epsilon) d\tilde{\mu}(\epsilon') \\
&= \frac{1}{t} \iint_{C \times C} \frac{e^{i(\epsilon' - \epsilon)t} - 1}{i(\epsilon' - \epsilon)} d\tilde{\mu}(\epsilon) d\tilde{\mu}(\epsilon') \\
&= \iint_{C \times C} \text{sinc}((\epsilon' - \epsilon)t) d\tilde{\mu}(\epsilon) d\tilde{\mu}(\epsilon') + i \iint_{C \times C} \frac{\text{sinc}^2((\epsilon' - \epsilon)t/2)}{(\epsilon' - \epsilon)t}
\end{aligned}$$

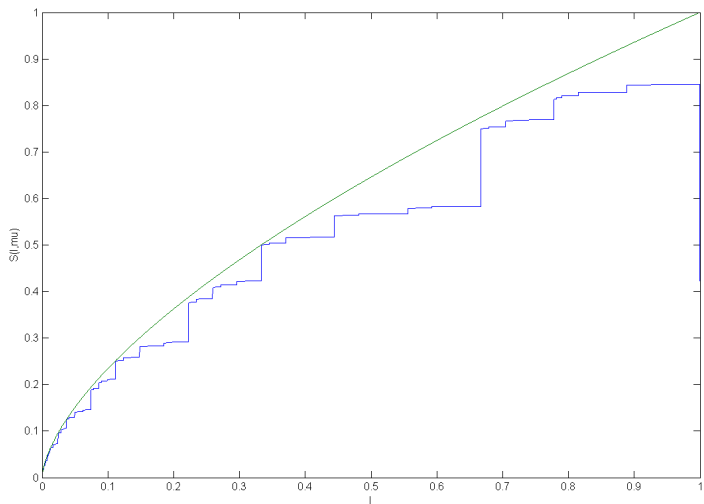
$$C(t) = \iint_{C \times C} \text{sinc}((\epsilon' - \epsilon)t) d\tilde{\mu}(\epsilon) d\tilde{\mu}(\epsilon')$$

Change of variable : $l = |\epsilon' - \epsilon|$
 $dS(l, \mu)$ = area for measure μ of
 the Cantor carpet in the strips

Correlation function becomes

$$C(t) = \int_0^1 \text{sinc}(lt) dS(l, \mu)$$





Scaling property + Mellin to calculate $dS(l, \mu)$.

Mellin transform

- $M_f(s) = \int_0^\infty f(x)x^{s-1}dx$
- $M_\phi^{-1}(x) = \frac{1}{2i\pi} \int_{\gamma-i\infty}^{\gamma+i\infty} \phi(s)x^{-s}ds$

$$\begin{aligned}
 \zeta(\alpha) &= \int_0^1 l^{-\alpha} dS(l, \mu) \\
 &= \iint_{C \times C} \frac{d\mu(x)d\mu(y)}{|x-y|^\alpha} \\
 &= \frac{1}{2} \iint_{C \times C} \frac{d\mu(x)d\mu(y)}{3^{-\alpha}|x-y|^\alpha} + \iint_{C \times C} \frac{d\mu(x)d\mu(y)}{3^{-\alpha}|x-y+2|^\alpha} \\
 &= \frac{3^\alpha}{2} \zeta(\alpha) + \epsilon(\alpha)
 \end{aligned}$$

Therefore : $\zeta(\alpha) = \frac{\epsilon(\alpha)}{1 - \frac{3^\alpha}{2}}$ and

$$\begin{aligned} dS(l, \mu) &= \frac{1}{2i\pi} \int_{\gamma-i\infty}^{\gamma+i\infty} \zeta(1-\alpha) l^{-\alpha} d\alpha \\ &= \sum_n \left[\frac{\alpha - (1 - \alpha_n)}{1 - \frac{3^{1-\alpha}}{2}} l^{-\alpha} \epsilon(\alpha) \right]_{\alpha=\alpha_n} \end{aligned}$$

$$1 - \alpha_n = \frac{\ln(2)}{\ln(3)}, \quad d = \frac{\ln(2)}{\ln(3)}$$

$$dS(l, \mu) = \frac{l^{d-1}}{\ln(3)} \sum_n l^{\frac{2i\pi n}{\ln(3)}} \epsilon \left(d + \frac{2i\pi n}{\ln(3)} \right) = \frac{l^{d-1}}{\ln(3)} \sum_n l^{\frac{2i\pi n}{\ln(3)}} \epsilon_n$$

Correlation function when the spectrum is a Cantor set

$$C(t) = \frac{1}{\ln(3)} \sum_n \epsilon_n t^{-\frac{2i\pi n}{\ln(3)}} \sin\left(\frac{\pi}{2}(d_n - 1)\right) \Gamma(d_n - 1)$$

$$C(t) = \left(\frac{E}{e.u.}\right)^2 \left(\frac{Et}{\hbar}\right)^{-d} \sum_n \frac{\epsilon_n}{\ln(3)} \left(\frac{E_{max} t}{\hbar}\right)^{-\frac{2i\pi n}{\ln(3)}} \sin\left(\frac{\pi}{2}(d_n - 1)\right) \Gamma(d_n - 1)$$

$$d_n = d + \frac{2i\pi n}{\ln(3)}$$

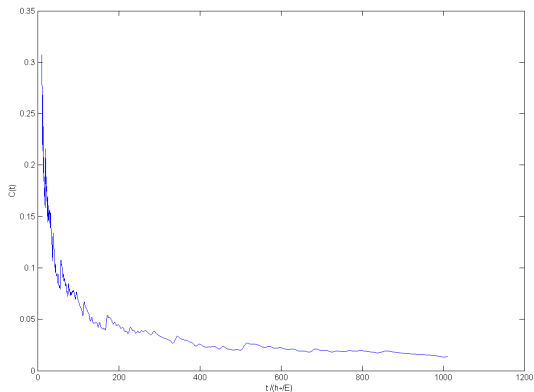


Figure: Correlation function $C(t)$ for a triadic Cantor set embedded in $[0, E]$

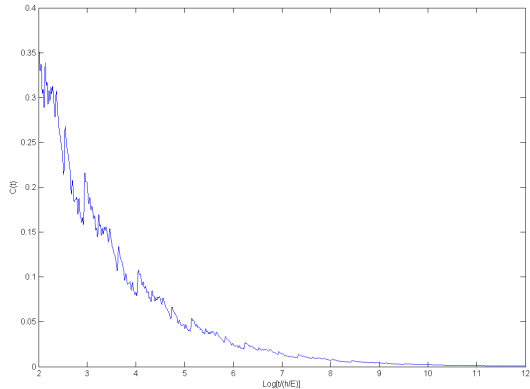


Figure: Correlation function $C(t)$ for a triadic Cantor set embedded in $[0,E]$, log scale

Asymptotic behaviour :

$$|\epsilon_n \sin\left(\frac{\pi}{2}\left(d + \frac{2i\pi n}{\ln(3)} - 1\right)\right) \Gamma\left(d + \frac{2i\pi n}{\ln(3)} - 1\right)| = O\left(\frac{1}{n^{5/2-d}}\right)$$

Participation ratio

$$P_r(t) = \frac{1}{t} \int_0^t \frac{dt'}{|\langle x | \psi(t') \rangle|^4}$$

Again, numerics for the Fibonacci cavity gave log-periodic oscillations ; so it is likely to be the same for Cantor.

Hamiltonian H , wave function $|\psi(t)\rangle$, orthonormal eigenfunctions basis $\{|\phi(\epsilon)\rangle\}$

Green function

$$G(x, x', t) = \langle x | e^{-iHt} | x' \rangle = \int_{\text{spectrum}} \phi(x, \epsilon)^* \phi(x', \epsilon) e^{-i\epsilon t} d\mu(\epsilon)$$

$$G^{A,R}(x, x', t) = \pm i \theta(\mp t) \int_{\text{spectrum}} \phi(x, \epsilon)^* \phi(x', \epsilon) e^{-i\epsilon t} d\mu(\epsilon)$$

$$\text{Im}(G^R)(x, x', t) = \frac{G^A(x, x', t) - G^R(x, x', t)}{i}$$

Fourier transform

$$\begin{aligned} G^{A,R}(x, x', \epsilon) &= \int_{-\infty}^{+\infty} G^{A,R}(x, x', t) e^{i\epsilon t} dt \\ &= \lim_{\eta \rightarrow 0^+} \int_{\text{spectrum}} \frac{\phi(x, \epsilon')^* \phi(x', \epsilon')}{\epsilon - \epsilon' \mp i\eta} d\mu(\epsilon') \end{aligned}$$

Using : $\frac{1}{x+i0} = PP\left(\frac{1}{x}\right) - i\pi\delta(x)$ one has

$$\text{Im}(G^R)(x, x', \epsilon) = 2\pi\phi(x, \epsilon)^*\phi(x', \epsilon)d\mu(\epsilon)$$

Density of states, local density of states

$$" \rho(\epsilon)d\epsilon " = d\mu(\epsilon)$$

$$" \rho(\epsilon, x)d\epsilon " = |\phi(x, \epsilon)|^2 d\mu(\epsilon)$$

$$" \rho(\epsilon, x, x')d\epsilon " = \phi(x, \epsilon)^*\phi(x', \epsilon)d\mu(\epsilon)$$

These definition are generic ; in some cases, ρ is not defined (like for fractals)-> quotation marks.

$$\begin{aligned}
|\psi(x, t)| &= |\langle x | \psi(t) \rangle| \\
&= \left| \langle x | e^{-iHt} | \psi(0) \rangle \right| \\
&= \left| \int_{\text{space}} \langle x | e^{-iHt} | x' \rangle \psi(x', 0) dx' \right| \\
&= \left| \int_{\text{space}} \int_{\text{spectrum}} e^{-i\epsilon t} \text{Im} G(x, x', \epsilon) \psi(0, t) dx' d\mu(\epsilon) \right| \\
&= \left| \int_{\text{space}} \int_{\text{spectrum}} e^{-i\epsilon t} \phi(x, \epsilon)^* \phi(x', \epsilon) \psi(x', 0) dx' d\mu(\epsilon) \right|
\end{aligned}$$

What can we say about $\phi(x, \epsilon)^* \phi(x', \epsilon) d\mu(\epsilon)$?

Table of contents

- 1 Mathematical prerequisites
- 2 Experimental example : Fibonacci cavity
- 3 Analytical study in the case of a Cantor set

Table of contents

- 1 Mathematical prerequisites
- 2 Experimental example : Fibonacci cavity
- 3 Analytical study in the case of a Cantor set

Table of contents

- 1 Mathematical prerequisites
- 2 Experimental example : Fibonacci cavity
- 3 Analytical study in the case of a Cantor set
- 4 **Outlooks**

Table of contents

- 1 Mathematical prerequisites
- 2 Experimental example : Fibonacci cavity
- 3 Analytical study in the case of a Cantor set
- 4 **Outlooks**
 - Ideas for the participation ratio

Table of contents

- 1 Mathematical prerequisites
- 2 Experimental example : Fibonacci cavity
- 3 Analytical study in the case of a Cantor set
- 4 **Outlooks**
 - Ideas for the participation ratio
 - Spontaneous emission - superradiance - black body radiation

Ideas for continuing the study of the participation ratio :

- 1 Assume $\overline{\phi(0, \epsilon)^* \phi(x, \epsilon)} = f\left(\frac{x}{l_n}\right)$?
- 2 Find/assume dispersion relation and use Fourier theory
- 3 Prove that $\int_{band} \phi(x, \epsilon)^* \phi(x', \epsilon) d\mu(\epsilon) < a \|x - x'\|^{-b}$

Note (1) is reasonable for the eigenfunctions of the Laplacian ; try numerics on a system with (fractal ?) shape in space in order to have a fractal spectrum for the Laplacian.

(2) Related to definition and convergence of Fourier series on fractals.

(3) Such a result holds for diagonal terms of the resolvent :

$G(x, x, t)$

One could apply the same kind of calculation to study spontaneous emission and superradiance, and thermodynamics on fractal structures.