






4th 2017/18 GouTP @ SCEE

- *About:* **Python introduction for MATLAB users**
- *Date:* 18th of January 2018
- *Who:* Lilian Besson

What's a "GouTP" ?

- **Internal monthly technical training session** 
- Usually: *Thursday 3pm*  - *3:30pm* 
- With  coffee and  sweets: we relax while training !

Initiative of Quentin and Vincent  in January 2017...

Continued by Rémi, Rami and Lilian  !

Not only @ SCEE ?

- Currently open to the *FAST* and *AUT* teams

Agenda for today

[30 min]

1. What is Python **[5 min]**
2. Main differences in syntax and concepts **[5 min]**
3. 5 Examples of problems solved with Python **[15 min]**
4. Where can you find more information ? **[5 min]**

1. What is Python 🐍 ?

- Developed and popular from the last 25 years
- Open-source and free programming language
- *Interpreted*, multi-platform, imperative and object-oriented
- Designed and acknowledged as *simple to learn and use*
- Used worldwide: research, data science, web applications etc

Ressources

- **Website:** python.org for the language & pypi.org for modules
- Documentation 📖 : docs.python.org
(🇫🇷 also docs.python.org/fr/3 - 🐌 the translation in progress)

Comparison with MATLAB

	Python 😊	MATLAB 😬
Cost	Free ✌️	Hundreds of € / year
License	Open-source	1 year user license (no longer after your PhD!)
Comes from	A non-profit foundation, and "the community"	MathWorks company
Scope	Generic	Numeric only
Platform	Any 📱 🖥️	Desktop only 🖥️
Usage	Generic, worldwide 🌍	Research in academia 🎓 and industry 🏭

But Python is not perfect...

	Python 😞	MATLAB 😊
Modules	Different good solutions (<code>conda</code> , <code>pip</code>)	Toolboxes already included
IDE	Many possibilities, have to chose one (<i>Spyder</i>)	Good IDE already included
Support?	Community (StackOverflow, IRC, mailing lists etc)	By MathWorks ?
Performance	Interpreted, not so fast (check <i>Pypy</i> for speed)	Faster (but worse than C/Java/Julia)
Documentation	👉 OK but very diverse	👉 OK and inline

How to install Python ?

- On Linux and Mac OS: already installed!
- On Windows:
 - Use the full installer from anaconda.com/download (🌟)
 - Or the default installer from python.org/downloads/windows
- Takes about 10 minutes... and it's free 🙌 !

⚠ Choose **Python 3** (currently 3.6.4) **not 2** !

⚠ Python 2 will stop 🕒 in less than 3 years (pythonclock.org)

My suggestions for Python

- Use **Anaconda** to install (and upgrade) Python and packages
- Use **IPython** for the command line (✨ awesome features!)
- Use:
 - **Spyder** for your IDE if you like the MATLAB interface (installed in Anaconda, or `pip install spyder`)
 - PyCharm if you want "the most powerful Python IDE ever"
 - Or a good generic text editor + a plugin for Python (Emacs, Vim, Atom, SublimeText, **Visual Studio Code...**)
- Use **Jupyter notebooks** to write or share your experiments (jupyter.org, ex: my github.com/Naereen/notebooks collection)

More suggestions: pierreh.eu/python-setup by Pierre Haessig

How to install modules in Python ?

- If you used Anaconda, use `conda install [name]` (in a terminal) to install module `[name]` :
- Or with the standard installer, use `pip install [name]` .

```
$ [sudo] pip/conda install keras # example
```

How to find the module you need ?

- Ask your colleagues 😊 !
- Look on the Internet!
- Look directly on pypi.org (official) or anaconda.org

```
$ pip/conda search keras # example
```

Overview of main Python modules

Standard library is very rich, but not for scientific applications

- **Numpy** (numpy.org) for `numpy.array` for multi-dim arrays and operations, and `numpy.linalg` module for linear algebra
- **Scipy** (scipy.org) for numerical computations (signal processing, integration, ODE integration, optimization etc)
- **Matplotlib** (matplotlib.org) for MATLAB-like 2D and 3D plots
- **pandas** for data manipulation (very powerful)
- **Scikit-Learn** (scikit-learn.org) for "classical" Machine Learning
- **Scikit-image** for 2D and generic image processing
- **Keras** (keras.io) for neural networks and deep learning

And many others  ! Check pypi.org


2. Main differences in syntax between Python and MATLAB

Ref: mathesaurus.sourceforge.net/matlab-python-xref.pdf

	Python	MATLAB
File ext.	<code>.py</code>	<code>.m</code>
Comment	<code># blabla...</code>	<code>% blabla...</code>
Indexing	<code>a[0]</code> to <code>a[-1]</code>	<code>a(1)</code> to <code>a(end)</code>
Slicing	<code>a[0:100]</code> (view)	<code>a(1:100)</code> (⚠ copy)
Operations	Element-wise by default	Linear algebra by default
Logic	Use <code>:</code> and indentation	Use <code>end</code> for closing

	Python	MATLAB
Help	<code>help(func)</code> (or <code>func?</code> IPython)	<code>help func</code>
And	<code>a and b</code>	<code>a && b</code>
Or	<code>a or b</code>	<code>a b</code>
Datatype	<code>np.array</code> of <i>any</i> type	multi-dim <code>double</code> array
New array	<code>np.array([[1, 2], [3, 4]], dtype=float)</code>	<code>[1 2; 3 4]</code>
Size	<code>np.size(a)</code>	<code>size(a)</code>
Nb Dim	<code>np.ndim(a)</code>	<code>ndims(a)</code>
Last	<code>a[-1]</code>	<code>a(end)</code>

With the usual shortcut `import numpy as np`

	Python	MATLAB
Tranpose	<code>a.T</code>	<code>a.'</code>
Conj. transpose	<code>a.conj().T</code> 	<code>a'</code>
Matrix ×	<code>a.dot(b)</code> or <code>a @ b</code>	<code>a * b</code>
Element-wise ×	<code>a * b</code>	<code>a .* b</code>
Element-wise /	<code>a / b</code>	<code>a ./ b</code>
Element-wise ^	<code>a ** 3</code>	<code>a .^ 3</code>
Zeros	<code>numpy.zeros((2, 3, 5))</code>	<code>zeros(2, 3, 5)</code>
Ones	<code>numpy.ones((2, 3, 5))</code>	<code>ones(2, 3, 5)</code>
Identity	<code>numpy.eye(10)</code>	<code>eye(10)</code>
Range for loops	<code>range(0, 100, 2)</code>	<code>1:2:100</code>
Range for arrays	<code>numpy.arange(0, 100, 2)</code>	<code>1:2:100</code>

	Python	MATLAB
Maximum	<code>np.max(a)</code>	<code>max(max(a))</code> ?
Random matrix	<code>np.random.rand(3, 4)</code>	<code>rand(3, 4)</code>
L^2 Norm	<code>np.sqrt(v @ v)</code> or <code>L.norm(v)</code>	<code>norm(v)</code>
Inverse	<code>L.inv(a)</code>	<code>inv(a)</code>
Pseudo inv	<code>L.pinv(a)</code>	<code>pinv(a)</code>
Solve syst.	<code>L.solve(a, b)</code>	<code>a \ b</code>
Eigen vals	<code>V, D = L.eig(a)</code>	<code>[V,D]=eig(a)</code>
FFT/IFFT	<code>np.fft(a)</code> , <code>np.ifft(a)</code>	<code>fft(a)</code> , <code>ifft(a)</code>

With `import numpy as np; import numpy.linalg as L`

3. Examples of problems solved with Python

Just to give some real examples of syntax and use of modules

1. 1D numerical integration and plot
2. Solving a 2nd order Ordinary Differential Equation
3. Solving a constraint optimization problem and plotting solution
4. A simple neural network
5. Symbolic computations

3.1. 1D numerical integration and plot

Goal : evaluate and plot [this function](#), on $[-1, 1]$:

$$\text{Ei}(x) := \int_{-\infty}^x \frac{e^u}{u} du$$

How to?

Use modules!

- `numpy` for maths functions and arrays
- `scipy.integrate.quad` function for numerical integration
- `matplotlib.pyplot.plot` for 2D plotting


```

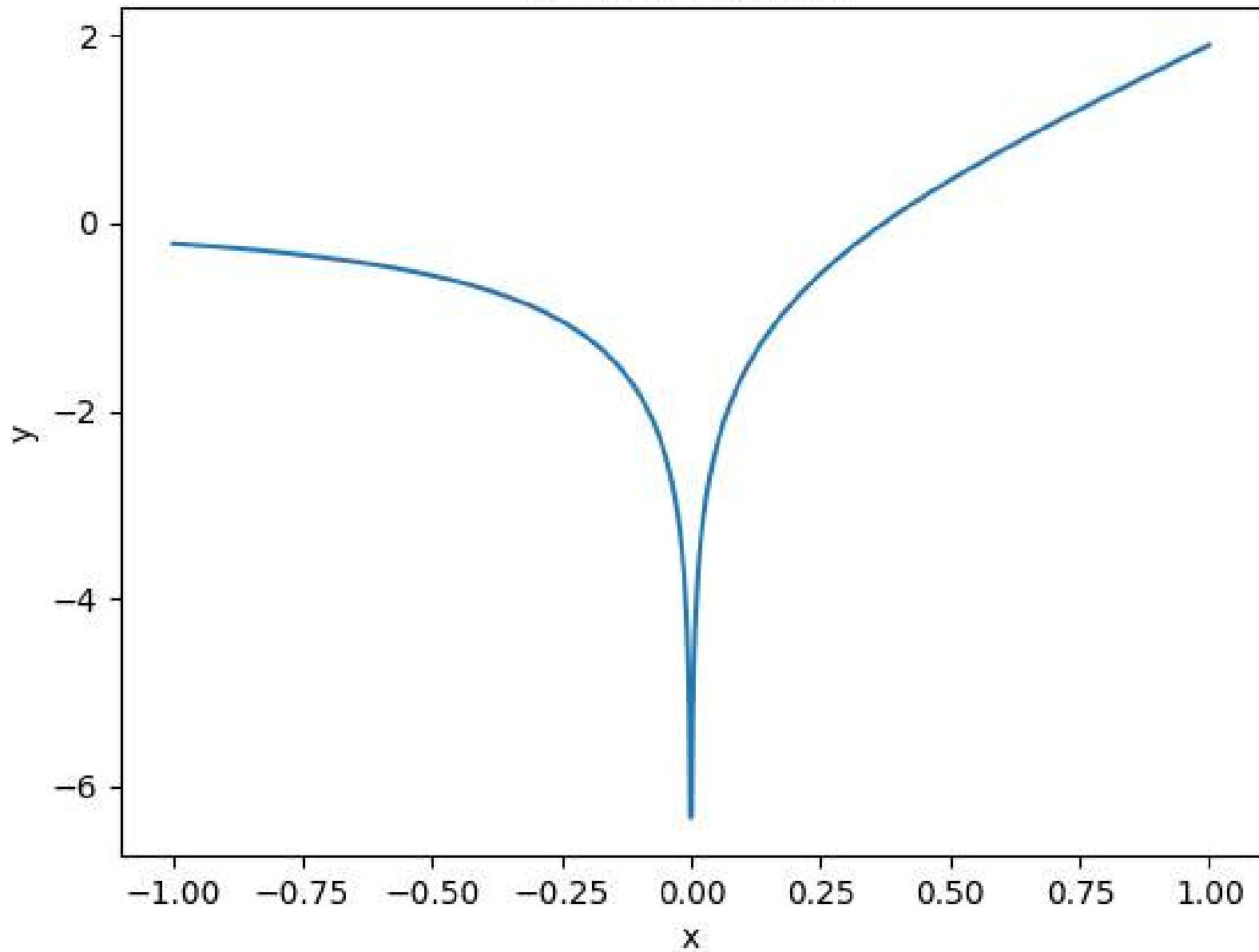
import numpy as np          # standard convention
import matplotlib.pyplot as plt  # standard convention
from scipy.integrate import quad # need only 1 function

def Ei(x, minfloat=1e-6, maxfloat=1000):
    def f(t):
        return np.exp(-t) / t
    if x > 0:
        return -1.0 * (quad(f, -x, -minfloat)[0]
                       + quad(f, minfloat, maxfloat)[0])
    else:
        return -1.0 * quad(f, -x, maxfloat)[0]

X = np.linspace(-1, 1, 1000) # 1000 points
Y = np.vectorize(Ei)(X)      # or [Ei(x) for x in X]
plt.plot(X, Y)              # MATLAB-like interface !
plt.title("The function Ei(x)")
plt.xlabel("x"); plt.ylabel("y")
plt.savefig("figures/Ei_integral.png")
plt.show()

```

The function $Ei(x)$



3.2. Solving a 2nd order ODE

Goal : solve and plot the differential equation of a pendulum:

$$\theta''(t) + b \theta'(t) + c \sin(\theta(t)) = 0$$

For $b = 1/4$, $c = 5$, $\theta(0) = \pi - 0.1$, $\theta'(0) = 0$, $t \in [0, 10]$

How to?

Use modules!

- `scipy.integrate.odeint` function for ODE integration
- `matplotlib.pyplot.plot` for 2D plotting

```

import numpy as np
import matplotlib.pyplot as plt
from scipy.integrate import odeint # use Runge-Kutta 4

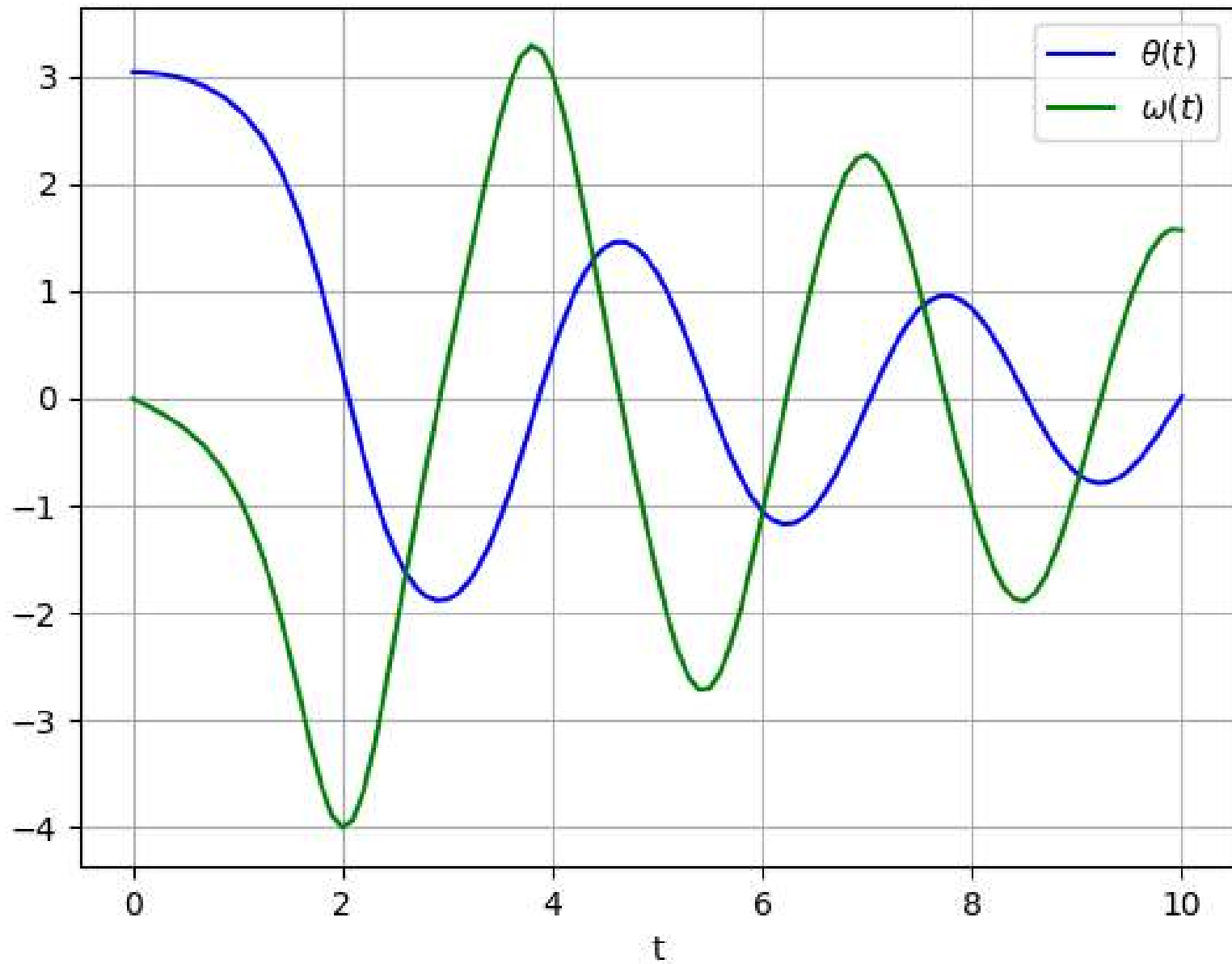
def pend(y, t, b, c): # function definition
    return np.array([y[1], -b*y[1] - c*np.sin(y[0])])

b, c = 0.25, 5.0 # tuple assignment
y0 = np.array([np.pi - 0.1, 0.0])
t = np.linspace(0, 10, 101) # on [0,10] with 101 points

sol = odeint(pend, y0, t, args=(b, c))

plt.plot(t, sol[:, 0], 'b', label=r'$\theta(t)$') # blue
plt.plot(t, sol[:, 1], 'g', label=r'$\omega(t)$') # green
plt.legend(loc='best')
plt.xlabel('t')
plt.grid()
plt.savefig("figures/Pendulum_solution.png")
plt.show()

```



3.3. Constraint optimization problem

Goal: minimize a function under linear inequality constraints:

$$f(x, y) := (x - 1)^2 + (y - 2.5)^2$$

$$\text{such that } \begin{cases} x \geq 0 \text{ and } y \geq 0 \\ x - 2y + 2 \geq 0 \\ -x - 2y + 6 \geq 0 \\ x + 2y + 2 \geq 0 \end{cases}$$

How to?

- `scipy.optimize.minimize` function for black-box minimization

3.3. Constraint optimization problem

```
from scipy.optimize import minimize

def obj(x):
    return (x[0] - 1)**2 + (x[1] - 2.5)**2

x0 = (2, 0) # first guess

bnds = ((0, None), (0, None)) # [0, +oo) for x and y

cons = ({'type': 'ineq', 'fun': lambda x: x[0]-2*x[1]+2},
        {'type': 'ineq', 'fun': lambda x: -x[0]-2*x[1]+6},
        {'type': 'ineq', 'fun': lambda x: -x[0]+2*x[1]+2})

res = minimize(obj, x0, method='SLSQP', bounds=bnds,
               constraints=cons)
print("Minimum is", res.x) # Minimum is (1.4, 1.7)
```

3.4. A simple 2-layer neural network

Using keras (keras.io) it's very simple and concise 😎 !

```
from keras.models import Sequential
model = Sequential()

from keras.layers import Dense
model.add(Dense(units=64, activation='relu', input_dim=100))
model.add(Dense(units=10, activation='softmax'))

model.compile(loss='categorical_crossentropy',
              optimizer='sgd', metrics=['accuracy'])

# x_train and y_train: numpy arrays like in Scikit-Learn
model.fit(x_train, y_train, epochs=5, batch_size=32)

# evaluate or predict using the model
loss_and_metrics = model.evaluate(x_test, y_test, batch_size=128)
classes = model.predict(x_test, batch_size=128)
```


3.5. Symbolic computations

- MATLAB has the [Symbolic Math Toolbox](#) (for 400€/year)...
- Python has the **SymPy** module (sympy.org)
- Ex: Powerful webapp : sympygamma.com (like Wolfram|Alpha)
- ✨ Lots of Python code written for numerical values can work directly for symbolic values!

a. A few basic examples

b. A second example from my latest research article...

- the same code works for numbers, or exact fractions
- or symbols μ_1, \dots, μ_K !

3.5.a. A few basic examples

Using sympy (sympy.org)

```
from sympy import *      # usually a bad habit
x, t, z, nu = symbols('x t z nu')

diff(sin(x)*exp(x), x)  # exp(x)*sin(x) + exp(x)*cos(x)

integrate(exp(x)*sin(x) + exp(x)*cos(x), x) # exp(x)*sin(x)

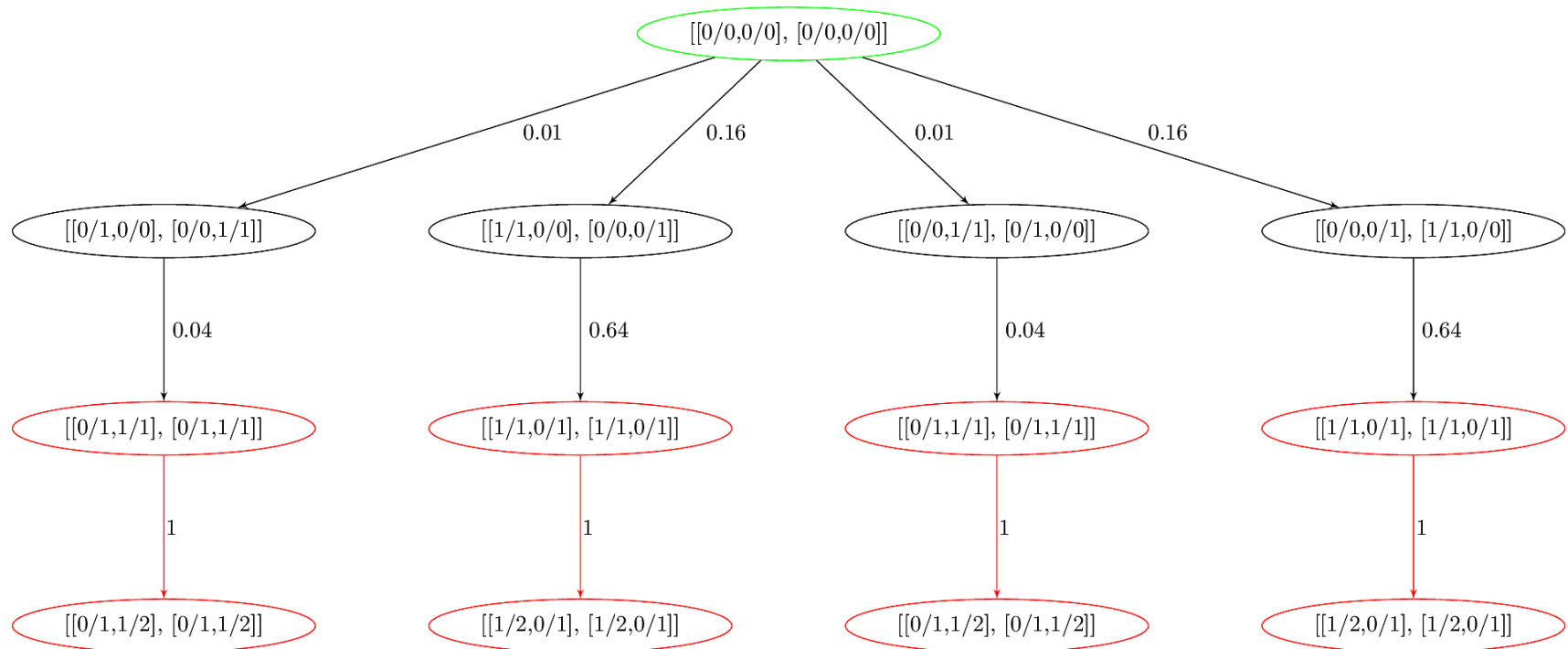
integrate(sin(x**2), (x, -oo, oo)) # sqrt(2)*sqrt(pi)/2

limit(sin(x)/x, x, 0)   # 1

y = Function('y')
dsolve(Eq(y(t).diff(t, t) - y(t), exp(t)), y(t))
# Eq(y(t), C2*exp(-t) + (C1 + t/2)*exp(t))
```

See docs.sympy.org for more examples

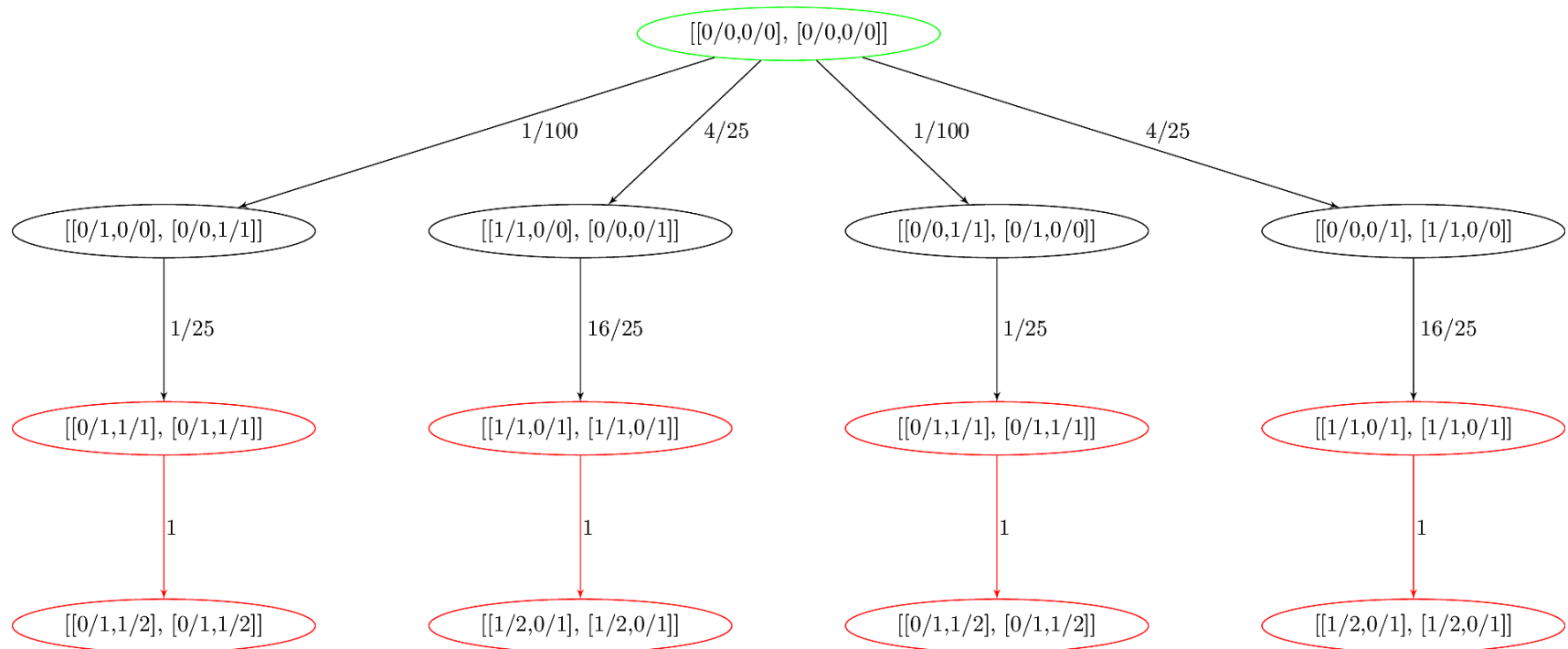
3.5.b. Example : generated graph with numbers



Tree exploration for K=2 arms and M=2 players using Selfish UCB, for depth=3 : 68 leafs, 2 absorbing

Graph saved a DOT file and to a TikZ graph with [dot2tex](#)

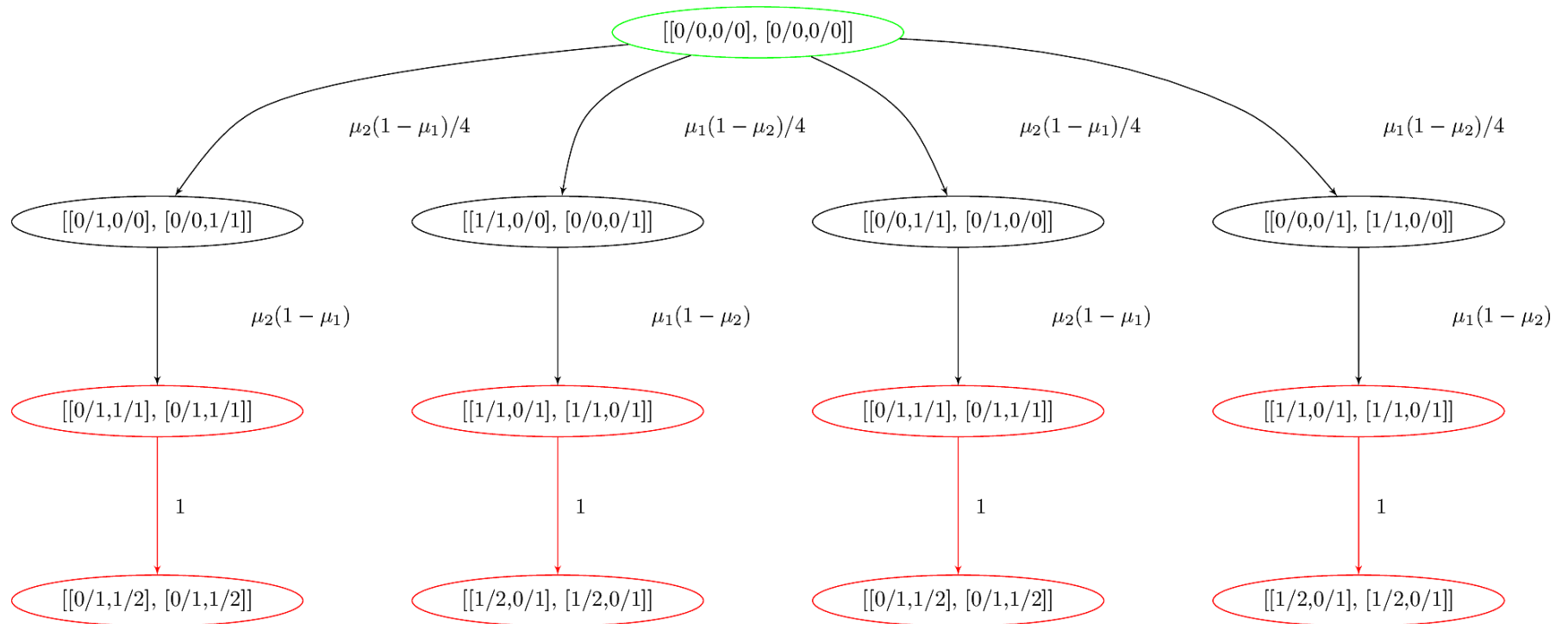
3.5.b. Example : generated graph with fractions



Tree exploration for $K=2$ arms and $M=2$ players using Selfish UCB, for depth=3 : 68 leaves, 2 absorbing

Source: banditslilian.gforge.inria.fr/docs/complete_tree_exploration_for_MP_bandits.html

3.5.b. Example : generated graph with symbols



Tree exploration for K=2 arms and M=2 players using Selfish UCB, for depth=3 : 68 leaves, 2 absorbing

Conclusion (1/3)

Sum-up

- I hope you got a good introduction to Python 🙌
 - Good tutorials: www.scipy-lectures.org
- It's not hard to migrate ✈️ from MATLAB to Python
- More resources 📖 :
 - official documentation: docs.scipy.org/doc/numpy-dev/user/numpy-for-matlab-users.html
 - a good 45-minute training video : youtu.be/YkCegjtoHFQ
 - mathesaurus.sourceforge.net/matlab-numpy.html and mathesaurus.sourceforge.net/matlab-python-xref.pdf

Conclusion (2/3)

Next GouTP @ SCEE

By Lilian Besson 🙌

- **Jupyter notebooks** for teaching and research
↳ see jupyter.org if you are curious

GouTP @ FAST or AUT ?

By Pierre Haessig ?

- **Julia programming language** (~ between Python and Matlab)
↳ see julialang.org if you are curious

👉 By you? Any idea is welcome! 😊

Conclusion (3/3)

Thanks for joining 🙌 !

Contact us if you want to do a GouTP !

Your mission, if you accept it... ✨

1. *Padawan level* : Train yourself a little bit on Python 🐍
↳ python.org or introtopython.org or learnpython.org
2. *Jedi level* : Try to solve a numerical system, from your research or teaching, in Python instead of MATLAB
3. *Master level* : From now on, try to use (only?) open-source tools for your research (Python and others)