






2nd 2017/18 GouTP @ SCEE

- *About:*
 - Version control with git
 - Share your simulation code for reproducibility
 - Open-source your code with git
- *Date:* 9th of November 2017
- *Who:* Lilian Besson

What's a "GouTP" ?

- Internal monthly technical training session 
- Usually: *Thursday 3pm*  - *3:30pm* 
- With  coffee and  sweets : we relax while training !

Initiative of Quentin and Vincent  in last January...

Continued by Rémi, Rami, Muhammad and Lilian  !

Not only @ SCEE ?

- 2nd and 3rd GouTP will be open to the *FAST team*
↳ If success, next ones will be open to other research teams
@ Supelec Rennes








Agenda for today

[30 min]

1. Concept of version control with `git` (demo) **[10 min]**
2. Research collaboration on code or articles with `git` (examples, good practice) **[5 min]**
3. Why we should all share our simulation code online, and under an open-source licence (and even the LaTeX code!) **[10 min]**
4. Example of open-sourcing the MATLAB code and LaTeX code from a recent article **[5 min]**

Why Git ?

Version control ...

- Very useful to:
 - Never lose your code 
 - Keep track of progress, revert changes when needed  BACK
 - Collaborate easily and asynchronously 
- Git is used everywhere   , easy to learn and powerful
-  Free online hosting: Bitbucket, GitHub, GitLab etc...

Tutorial online !

- Try this please → [Try.GitHub.io](https://try.github.io)

Quick *live demo* of Git

Meta demo ?

- 🙇 I store all my slides on GitHub...
- ... Including the source code for this one 📝
- •• Let see together !
 - *live demo* of local use of `git`
 - basic commands for a use in a terminal
 - or in a graphical interface (e.g., inside your IDE)
 - *live demo* of the online repository (on GitHub)

Research collaboration with git 😊

Why ?

- Easiest way to collaborate on code 🛠️ or article 📄
- No email 📧, no painful Dropbox/Drive synchronization 🔄 ...
- Full control on your files' history and the synchronization !

How ?

1. Create a (*private*) repository that your colleagues can access
2. Where? *Example*: Bitbucket, GitHub (with student pack), GForge @ Inria, OverLeaf (for LaTeX)...
3. Start collaborating with no sweat ! 😎

Share your simulation code online




Why ?

- Everyone can (hopefully) reproduce your code and results
- Show to the world that you do *serious reproducible* science !!

How ?

1. Clean up your source code, and add a few comments
2. Write a small `README.md` file to explain: how to run your code, for which article it was used, conditions of usage etc
3. Maybe add an example, or figures / screenshots
4. Ex: [Bitbucket.org/SCEE_IETR/Testbed_Monitor](https://bitbucket.org/SCEE_IETR/Testbed_Monitor) for an internal tool, or [Bitbucket.org/SCEE_IETR/RL_Slotted_IoT_Networks](https://bitbucket.org/SCEE_IETR/RL_Slotted_IoT_Networks) for an article

Join the open-source community !

-  ChooseALicense.com to pick a license suiting your needs
-  By default HAL uses a **Creative Commons** license (with various flavors). Example : HAL.Inria.fr/HAL-01575419
-  But arXiv does not specify the license (on document and source) : **that's bad** ! No one can use your code if you do not specify any copyright or usage conditions...

My advice 😊 ?

- I suggest the **MIT License** for simulation code (short & well-known) and **Creative Commons** for documents and LaTeX

Example of sharing on Bitbucket the simulation code from an article

It takes 10 minutes:

1. Clean up the MATLAB files 🎨
2. Add a few comments in the tricky parts 🙈
3. Add a header to the files stating the copyright 📝
4. Choose a license and add a `LICENSE` file 🛠️
5. Write a `README.md` file in the folder 📁
6. Create the repository 🛠️, `git add` all the files
7. ✈️ `git push`, check the result, and relax 😎 !

→ [Bitbucket.org/SCEE_IETR/RL_Slotted_IoT_Networks](https://bitbucket.org/SCEE_IETR/RL_Slotted_IoT_Networks)

And open-sourcing the LaTeX code?

Note: this is *not* against the copyright policies of conferences/journals if you do not share the PDF... 😊

- 🙌 Not so useful for articles with basic templates, but why not?
- 📁 Can help your colleagues if you use a nice template for posters or slides
- 📁 Can also help when writing your thesis, you can copy-paste equations from your colleagues' articles instead of re-writing...
- Example: [Bitbucket.org/LBesson/Multi-Armed-Bandit-Learning-in-IoT-Networks-Learning-Helps](https://bitbucket.org/LBesson/Multi-Armed-Bandit-Learning-in-IoT-Networks-Learning-Helps)

Conclusion

- I hope you got an overview of how to use `git`
- Why it can be a good idea to share your simulation code
- And why choosing an open-source license is smart !

Your mission, if you accept it...

- *Padawan level:* Train yourself on git —→ [Try.GitHub.io](https://try.github.io)
- *Jedi level:* Release some simulation code online !
- *Master level:* Release *all* your code (and LaTeX) online !!

Thanks for joining  ! Contact us if you want to do a GouTP!