

# A\_short\_study\_of\_Renyi\_entropy

November 22, 2018

## 1 Table of Contents

- 1 A short study of Rényi entropy
  - 1.1 Requirements
  - 1.2 Utility functions
  - 1.3 Definition, common and special cases
  - 1.4 Plotting some values
  - 1.5 Conclusion

## 2 A short study of Rényi entropy

I want to study here the Rényi entropy, using [Python](#). I will define a function implementing  $H_\alpha(X)$ , from the given formula, for discrete random variables, and check the influence of the parameter  $\alpha$ ,

$$H_\alpha(X) := \frac{1}{1-\alpha} \log_2\left(\sum_i^n p_i^\alpha\right),$$

where  $X$  has  $n$  possible values, and the  $i$ -th outcome has probability  $p_i \in [0, 1]$ .

- *Reference:* [this blog post by John D. Cook](#), [this Wikipédia page](#) and [this page on MathWorld](#),
- *Author:* [Lilian Besson](#)
- *License:* [MIT License](#)
- *Date:* 22th of November, 2018

### 2.1 Requirements

```
In [4]: !pip install watermark matplotlib numpy
```

```
Requirement already satisfied: watermark in /usr/local/lib/python3.6/dist-packages (1.5.0)
Requirement already satisfied: matplotlib in /usr/local/lib/python3.6/dist-packages (3.0.2)
Requirement already satisfied: numpy in /usr/local/lib/python3.6/dist-packages (1.14.5)
Requirement already satisfied: ipython in /usr/local/lib/python3.6/dist-packages (from watermark)
Requirement already satisfied: cyclers>=0.10 in /usr/local/lib/python3.6/dist-packages (from matplotlib)
Requirement already satisfied: pyparsing!=2.0.4,!=2.1.2,!=2.1.6,>=2.0.1 in /usr/local/lib/python3.6/dist-packages (from matplotlib)
Requirement already satisfied: python-dateutil>=2.1 in /usr/local/lib/python3.6/dist-packages (from matplotlib)
Requirement already satisfied: kiwisolver>=1.0.1 in /usr/local/lib/python3.6/dist-packages (from matplotlib)
Requirement already satisfied: setuptools>=18.5 in /usr/local/lib/python3.6/dist-packages (from numpy)
```

```
Requirement already satisfied: prompt-toolkit<2.1.0,>=2.0.0 in /usr/local/lib/python3.6/dist-packages (from ipython)
Requirement already satisfied: traitlets>=4.2 in /usr/local/lib/python3.6/dist-packages (from ipython)
Requirement already satisfied: pygments in /usr/local/lib/python3.6/dist-packages (from ipython)
Requirement already satisfied: pickleshare in /usr/local/lib/python3.6/dist-packages (from ipython)
Requirement already satisfied: decorator in /usr/local/lib/python3.6/dist-packages (from ipython)
Requirement already satisfied: jedi>=0.10 in /usr/local/lib/python3.6/dist-packages (from ipython)
Requirement already satisfied: pexpect; sys_platform != "win32" in /usr/local/lib/python3.6/dist-packages (from ipython)
Requirement already satisfied: simplegeneric>0.8 in /usr/local/lib/python3.6/dist-packages (from ipython)
Requirement already satisfied: backcall in /usr/local/lib/python3.6/dist-packages (from ipython)
Requirement already satisfied: six in /home/lilian/.local/lib/python3.6/site-packages (from ipython)
Requirement already satisfied: wcwidth in /usr/local/lib/python3.6/dist-packages (from ipython)
Requirement already satisfied: ipython-genutils in /usr/local/lib/python3.6/dist-packages (from ipython)
Requirement already satisfied: parso>=0.3.0 in /usr/local/lib/python3.6/dist-packages (from ipython)
Requirement already satisfied: ptyprocess>=0.5 in /usr/local/lib/python3.6/dist-packages (from ipython)
```

```
In [5]: %load_ext watermark
        %watermark -v -m -a "Lilian Besson" -g -p matplotlib,numpy
```

The watermark extension is already loaded. To reload it, use:

```
%reload_ext watermark
```

Lilian Besson

CPython 3.6.6

IPython 7.0.1

matplotlib 3.0.2

numpy 1.14.5

```
compiler   : GCC 8.0.1 20180414 (experimental) [trunk revision 259383]
system     : Linux
release    : 4.15.0-38-generic
machine    : x86_64
processor   : x86_64
CPU cores  : 4
interpreter: 64bit
Git hash   : a119f96f2de5b449131a73b6c9861f26b2c0d3f8
```

```
In [7]: import numpy as np
        import matplotlib.pyplot as plt
```

---

## 2.2 Utility functions

We start by giving three examples of such vectors  $X = (p_i)_{1 \leq i \leq n}$ , a discrete probability distributions on  $n$  values.

```
In [49]: X1 = [0.25, 0.5, 0.25]
        X2 = [0.1, 0.25, 0.3, 0.45]
        X3 = [0, 0.5, 0.5]

        X4 = np.full(100, 1/100)
        X5 = np.full(1000, 1/1000)

        X6 = np.arange(100, dtype=float)
        X6 /= np.sum(X6)
```

We need a function to safely compute  $x \mapsto x \log_2(x)$ , with special care in case  $x = 0$ . This one will accept a numpy array or a single value as argument:

```
In [50]: np.seterr(all="ignore")
Out[50]: {'divide': 'ignore', 'over': 'ignore', 'under': 'ignore', 'invalid': 'ignore'}
In [51]: def x_log2_x(x):
        """ Return x * log2(x) and 0 if x is 0. """
        results = x * np.log2(x)
        if np.size(x) == 1:
            if np.isclose(x, 0.0):
                results = 0.0
        else:
            results[np.isclose(x, 0.0)] = 0.0
        return results
```

For examples:

```
In [52]: x_log2_x(0)
        x_log2_x(0.5)
        x_log2_x(1)
        x_log2_x(2)
        x_log2_x(10)

Out[52]: 0.0
Out[52]: -0.5
Out[52]: 0.0
Out[52]: 2.0
Out[52]: 33.219280948873624
```

and with vectors, slots with  $p_i = 0$  are handled without error:

```
In [54]: x_log2_x(X1)
        x_log2_x(X2)
        x_log2_x(X3)

        x_log2_x(X4)[:10]
        x_log2_x(X5)[:10]
        x_log2_x(X6)[:10]
```

```

Out [54]: array([-0.5, -0.5, -0.5])

Out [54]: array([-0.33219281, -0.5          , -0.52108968, -0.51840139])

Out [54]: array([ 0.  , -0.5, -0.5])

Out [54]: array([-0.06643856, -0.06643856, -0.06643856, -0.06643856, -0.06643856,
                -0.06643856, -0.06643856, -0.06643856, -0.06643856, -0.06643856])

Out [54]: array([-0.00996578, -0.00996578, -0.00996578, -0.00996578, -0.00996578,
                -0.00996578, -0.00996578, -0.00996578, -0.00996578, -0.00996578])

Out [54]: array([ 0.          , -0.00247944, -0.00455483, -0.00647773, -0.00830159,
                -0.0100518  , -0.01174333, -0.01338606, -0.01498701, -0.01655143])

```

---

### 2.3 Definition, common and special cases

From the mathematical definition, an issue will happen if  $\alpha = 1$  or  $\alpha = \text{inf}$ , so we deal with the special cases manually.  $X$  is here given as the vector of  $(p_i)_{1 \leq i \leq n}$ .

```

In [39]: def renyi_entropy(alpha, X):
          assert alpha >= 0, "Error: renyi_entropy only accepts values of alpha >= 0, but a
          if np.isinf(alpha):
              # XXX Min entropy!
              return - np.log2(np.max(X))
          elif np.isclose(alpha, 0):
              # XXX Max entropy!
              return np.log2(len(X))
          elif np.isclose(alpha, 1):
              # XXX Shannon entropy!
              return - np.sum(x_log2_x(X))
          else:
              return (1.0 / (1.0 - alpha)) * np.log2(np.sum(X ** alpha))

```

```

In [40]: # Curryfied version
          def renyi_entropy_2(alpha):
              def re(X):
                  return renyi_entropy(alpha, X)
              return re

```

```

In [42]: # Curryfied version
          def renyi_entropy_3(alphas, X):
              res = np.zeros_like(alphas)
              for i, alpha in enumerate(alphas):
                  res[i] = renyi_entropy(alpha, X)
              return res

```

## 2.4 Plotting some values

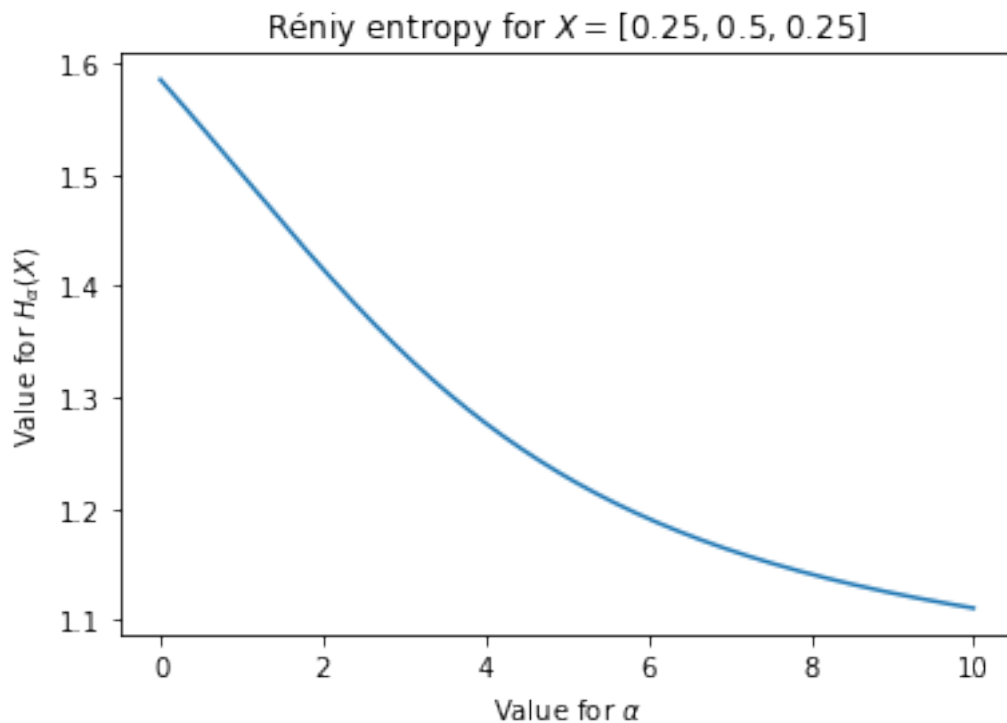
```
In [56]: alphas = np.linspace(0, 10, 1000)
```

```
In [59]: renyi_entropy_3(alphas, X1)[:10]
```

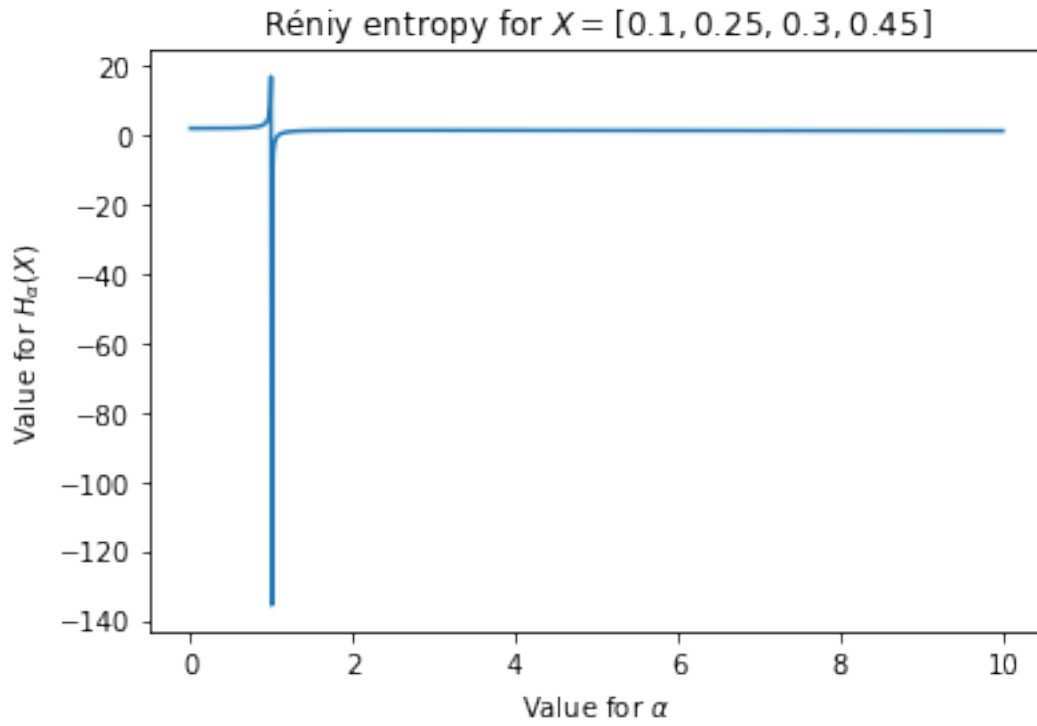
```
Out[59]: array([1.5849625 , 1.58414417, 1.58332491, 1.58250473, 1.58168363,
                1.58086162, 1.58003871, 1.5792149 , 1.57839021, 1.57756464])
```

```
In [71]: def plot_renyi_entropy(alphas, X):
          fig = plt.figure()
          plt.plot(alphas, renyi_entropy_3(alphas, X))
          plt.xlabel(r"Value for  $\alpha$ ")
          plt.ylabel(r"Value for  $H_{\alpha}(X)$ ")
          plt.title(r"Rényi entropy for  $X=\{\}$ ".format(X[:10]))
          plt.show()
          # return fig
```

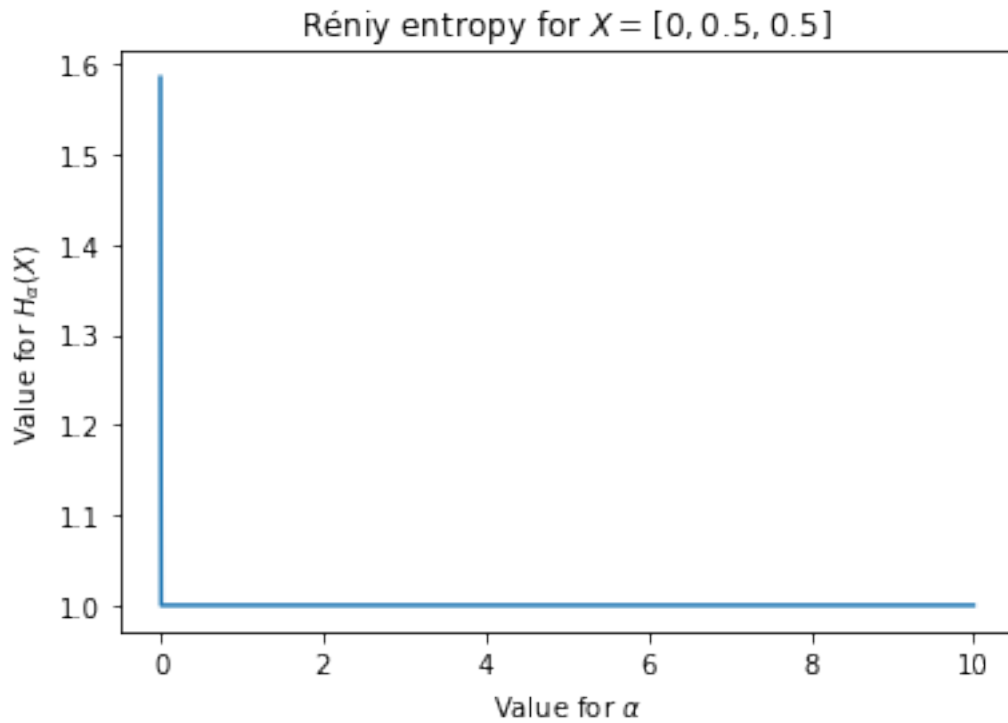
```
In [72]: plot_renyi_entropy(alphas, X1)
```



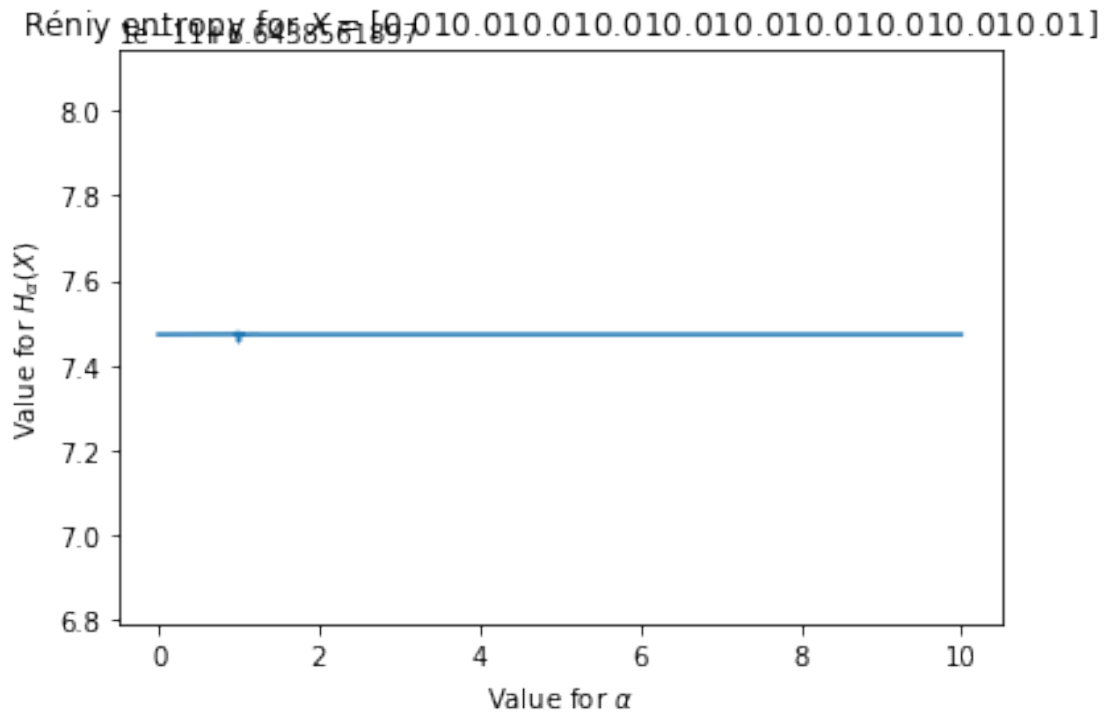
```
In [73]: plot_renyi_entropy(alphas, X2)
```



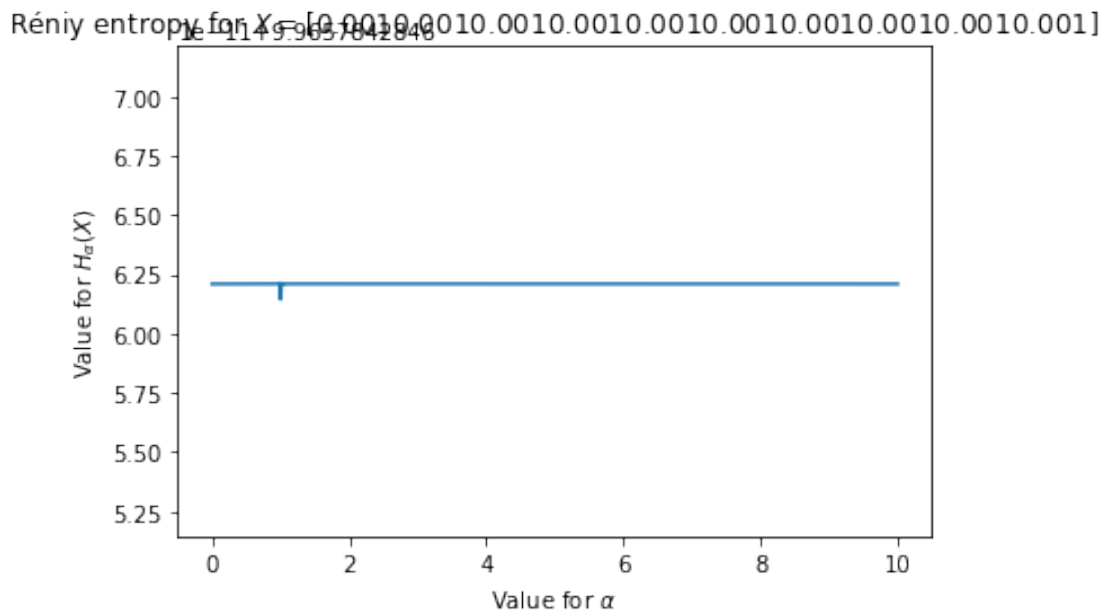
In [74]: `plot_renyi_entropy(alphas, X3)`



```
In [75]: plot_renyi_entropy(alphas, X4)
```

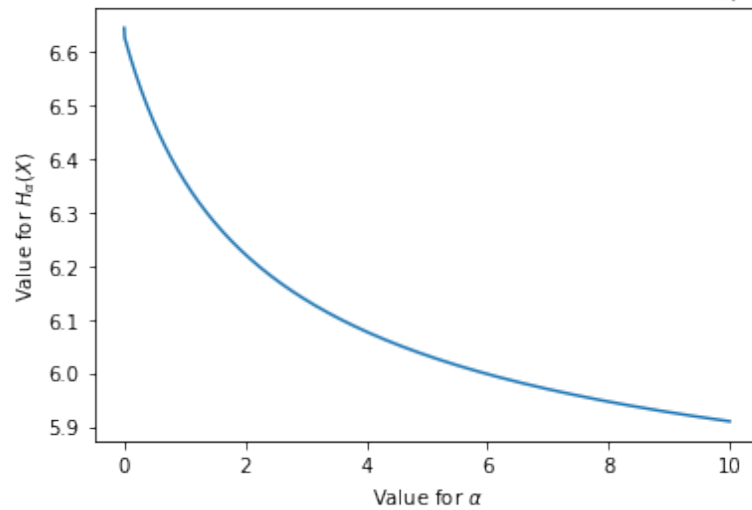


```
In [76]: plot_renyi_entropy(alphas, X5)
```



In [77]: `plot_renyi_entropy(alphas, X6)`

Rényi entropy for  $X=[0.00020202 0.00040404 0.00060606 0.00080808 0.00101010 0.00121212 0.00141414 0.00161616 0.00181818]$



## 2.5 Conclusion

It is not surprising that  $H_\alpha(X)$  appears to be continuous as a function of  $\alpha$ , as one can easily verify that it is.