

Wave propagation through Cantor-set media: Chaos, scaling, and fractal structures

Kenta Esaki, Masatoshi Sato, and Mahito Kohmoto

Institute for Solid State Physics, Kashiwanoha 5-1-5, Kashiwa, Chiba 277-8581, Japan

(Received 23 February 2009; published 29 May 2009)

Propagation of waves through Cantor-set media is investigated by renormalization-group analysis. For specific values of wave numbers, transmission coefficients are shown to be governed by the logistic map and, in the chaotic region, they show sensitive dependence on small changes in parameters of the system such as the index of refraction. For other values of wave numbers, our numerical results suggest that light transmits completely or reflects completely by the Cantor-set media C_∞ . It is also shown that transmission coefficients exhibit a local scaling behavior near complete transmission if the complete transmission is achieved at a wave number $\kappa = \kappa^*$ with a rational κ^*/π . The scaling function is obtained analytically by using the Euler totient function, and the local scaling behavior is confirmed numerically.

DOI: [10.1103/PhysRevE.79.056226](https://doi.org/10.1103/PhysRevE.79.056226)

PACS number(s): 05.45.-a, 42.25.-p, 61.44.-n

I. INTRODUCTION

Wave properties in fractal [1–11] and quasiperiodic [12–17] structures in one dimension have been of theoretical and practical interest over the past two decades. They are typical examples of self-similar structures, and physical properties peculiar to them have been explored. In order to observe effects of quasiperiodicity, optical experiments using dielectric multilayers of SiO_2 and TiO_2 films were performed for the Fibonacci multilayer [16,17]. In these experiments, scaling behaviors of the transmission coefficients were observed, which had been predicted by the renormalization-group theory [15]. For fractal structures, optical wave propagation on Cantor multilayers has been studied by several authors [2–9]. Self-similar structures of the transmission (or reflection) coefficients were obtained numerically [2–7]. Moreover, resonant states of light were studied [8,9], which was motivated by an experiment using a three-dimensional fractal cavity called the Menger sponge [18].

In this paper, we re-examine the optical wave propagation through Cantor sequences on the basis of the renormalization-group theory. In addition to the self-similar structures mentioned above, we find interesting chaotic behaviors of the transmission coefficients analytically. It is well known that nonlinear dynamical systems showing chaotic behaviors often have strange attractors with fractal structures [19], but we show that the reverse is also possible. Namely, chaotic dynamics is obtained from a fractal structure. In the following, we find that, for specific values of wave numbers, the transmission coefficients show chaotic behaviors governed by the logistic map. For these wave numbers, the transmission coefficients are very sensitive to small changes in parameters of the system such as the index of refraction. This exotic behavior leads to rapid oscillations of the transmission coefficients as functions of the index of refraction, which could be observed in an optical experiment. For other wave numbers, our numerical study suggests that light eventually transmits completely or reflects completely for the infinite generation of the Cantor sequences C_∞ .

We will also find intriguing local scaling behaviors of the transmission coefficients near complete transmission, which are distinct from the self-similar structures found in Refs.

[2–4]. The complete transmission can be regarded as a fixed point of the renormalization-group equation, and the local scaling behaviors are obtained on the basis of the renormalization-group theory. It will be shown that if complete transmission is achieved at a wave number $\kappa = \kappa^*$ with a rational κ^*/π , the transmission coefficient around the wave number exhibits a local scaling behavior. The scaling relation is determined by the rational number κ^*/π through the Euler totient function, and an analytical expression of the scaling function will be presented. We will also compare the analytical results with numerical data.

This paper is organized as follows. In Sec. II, we briefly explain the Cantor sequences and the Cantor-set media. We then formulate our problem in terms of renormalization-group transformation. In Sec. III, we classify wave propagation and find chaotic behaviors of transmission coefficients governed by the logistic map for specific wave numbers. Optical experiments to observe the chaotic behaviors are also proposed. For other wave numbers, complete transmission and complete reflection of light in the Cantor-set media C_∞ are numerically suggested. In Sec. IV, scaling behaviors of the transmission coefficients near complete transmission are analyzed on the basis of the renormalization-group equation. Finally, in Sec. V, we summarize our results and discuss a generalization of our analysis for generalized Cantor-set media.

II. TRANSFER-MATRIX METHOD AND RENORMALIZATION-GROUP TRANSFORMATION

In this section, we make a formulation of our problem. The Cantor sequences and the Cantor-set media are constructed, and the transfer-matrix method is introduced to study wave propagation through them. Then the renormalization-group equation is defined in terms of the transfer-matrix method.

Let us construct the Cantor-set media first (see Fig. 1). The procedure of constructing the Cantor set begins with a line segment with unit length (C_0 in Fig. 1). We regard this as substrate A. To obtain the first generation C_1 , the line segment is divided into three parts. The left and the right segments are substrate A, each of which has a length of $1/3$

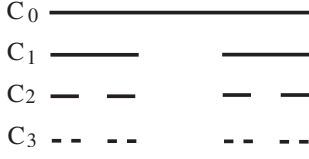


FIG. 1. The first four generations of the Cantor sequences C_j . The Cantor-set media C_∞ are obtained in the $j \rightarrow \infty$ limit.

and the middle part, which has a length of $1/3$, is removed. We regard the removed part as substrate B. Then the procedure is repeated for each of remaining line segments A to obtain new generations. We call the j th generation of the Cantor sequence as C_j . For C_j we have a set of 2^j line segments of substrate A, each of which has a length of $1/3^j$. By repeating this procedure infinite times, we finally obtain the Cantor-set media, C_∞ , which are self-similar and have fractal dimension $\ln 2/\ln 3$. In the following, we denote the indices of refraction of A and B as n_A and n_B , respectively, and take $n_B=1$ without loss of generality.

Now consider wave propagation through the Cantor sequence C_j illustrated in Fig. 2. For simplicity, we suppose that the incident light is linearly polarized. Here $E_L^{(1)}$, $E_L^{(2)}$, and $E_R^{(1)}$ denote the incident light, the reflected light, and the transmitted light, respectively. No incoming wave from the right $E_R^{(2)}$ exists, $E_R^{(2)}=0$. In order to understand light propagation through C_j , let us first consider interfaces of two layers in Fig. 3. The electric field for light in layer A is given by

$$E = E_A^{(1)} \exp[ik_A x - i\omega t] + E_A^{(2)} \exp[-ik_A x - i\omega t], \quad (1)$$

where $k_A = n_A k$ is the wave number of light in substrate A and ω is frequency of light. (k is a wave number of light in the vacuum.) The electric field in a layer B is given by the same expression with the subscript A replaced with B. The boundary condition on the interface at the position $x=l$ is given by

$$\begin{aligned} E_A^{(1)} e^{ik_A l} + E_A^{(2)} e^{-ik_A l} &= E_B^{(1)} e^{ik_B l} + E_B^{(2)} e^{-ik_B l}, \\ n_A (E_A^{(1)} e^{ik_A l} - E_A^{(2)} e^{-ik_A l}) &= E_B^{(1)} e^{ik_B l} - E_B^{(2)} e^{-ik_B l}. \end{aligned} \quad (2)$$

By introducing the following variables:

$$E_+ = E^{(1)} + E^{(2)}, \quad E_- = (E^{(1)} - E^{(2)})/i, \quad (3)$$

Eq. (2) is recast into

$$\begin{pmatrix} E_+ \\ E_- \end{pmatrix}_A = \mathcal{T}^{-1}(n_A k l) \mathcal{T}_{AB} \mathcal{T}(k l) \begin{pmatrix} E_+ \\ E_- \end{pmatrix}_B. \quad (4)$$

Here $\mathcal{T}(\delta)$ and \mathcal{T}_{AB} are transfer matrices given by

$$\mathcal{T}(\delta) = \begin{pmatrix} \cos \delta & -\sin \delta \\ \sin \delta & \cos \delta \end{pmatrix}, \quad \mathcal{T}_{AB} = \begin{pmatrix} 1 & 0 \\ 0 & 1/n_A \end{pmatrix}, \quad (5)$$

which represent light propagation within a layer and across an interface $A \leftarrow B$, respectively. In a similar manner, from the boundary condition on the interface at $x=l+d$, we have

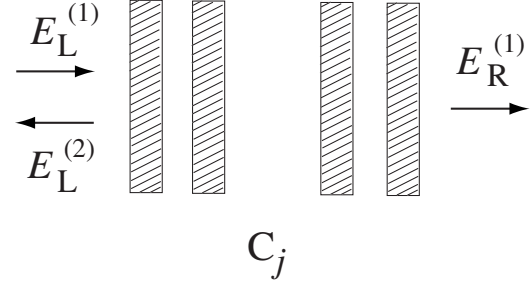


FIG. 2. Electromagnetic wave propagation through the Cantor sequence C_j ($j=2$).

$$\begin{pmatrix} E_+ \\ E_- \end{pmatrix}_{B'} = \mathcal{T}^{-1}(k(l+d)) \mathcal{T}_{BA} \mathcal{T}(n_A k(l+d)) \begin{pmatrix} E_+ \\ E_- \end{pmatrix}_A, \quad (6)$$

where $\mathcal{T}_{BA} = \mathcal{T}_{AB}^{-1}$ is the transfer matrix representing light propagation across an interface $B \leftarrow A$. Combining Eq. (4) with Eq. (6), we obtain

$$\begin{pmatrix} E_+ \\ E_- \end{pmatrix}_{B'} = \mathcal{T}^{-1}(k(l+d)) \mathcal{T}_{BA} \mathcal{T}(n_A k d) \mathcal{T}_{AB} \mathcal{T}(k l) \begin{pmatrix} E_+ \\ E_- \end{pmatrix}_B. \quad (7)$$

Here note that, for a layer A with thickness d , the phase δ is given by $\delta = n_A k d$, and for a layer B with thickness d , the phase δ is given by $\delta = k d$.

We are now ready to consider light propagation through C_j in Fig. 2. Repeating the similar procedure above, we obtain the following formula for light propagation through C_j :

$$\begin{pmatrix} E_+ \\ E_- \end{pmatrix}_R = e^{-ik} \mathcal{M}_j(k) \begin{pmatrix} E_+ \\ E_- \end{pmatrix}_L, \quad (8)$$

where E_\pm is defined by Eq. (3) for $E_L^{(1)}$, $E_L^{(2)}$, and $E_R^{(1)}$. The real matrix $\mathcal{M}_j(k)$ is obtained recursively as

$$\mathcal{M}_{j+1}(k) = \mathcal{M}_j(k/3) \mathcal{T}(k/3) \mathcal{M}_j(k/3) \quad (9)$$

with the initial condition $\mathcal{M}_0(k) = \mathcal{T}_{BA} \mathcal{T}(n_A k) \mathcal{T}_{AB}$. Using the initial condition and the recursive relation, we can show

$$\det \mathcal{M}_j(k) = 1, \quad (\mathcal{M}_j(k))_{11} = (\mathcal{M}_j(k))_{22}. \quad (10)$$

By eliminating $E_L^{(2)}$ from Eq. (8), the ratio of the amplitude of the transmitted light $E_R^{(1)}$ to that of the incident light $E_L^{(1)}$ for C_j is obtained as

$$\frac{E_R^{(1)}}{E_L^{(1)}} = \frac{2e^{-ik}}{2a_j + i(b_j - c_j)}, \quad (11)$$

where $a_j(k)$, $b_j(k)$, and $c_j(k)$ are components of $\mathcal{M}_j(k)$,

$$\mathcal{M}_j(k) = \begin{pmatrix} a_j(k) & b_j(k) \\ c_j(k) & a_j(k) \end{pmatrix}, \quad a_j(k)^2 - b_j(k)c_j(k) = 1. \quad (12)$$

Therefore the transmission coefficient $T_j \equiv |E_R^{(1)}|^2 / |E_L^{(1)}|^2$ of C_j is given by

$$T_j(k) = \frac{4}{|\mathcal{M}_j(k)|^2 + 2}, \quad (13)$$

where $|\mathcal{M}_j(k)|^2 \equiv 2a_j(k)^2 + b_j(k)^2 + c_j(k)^2$.

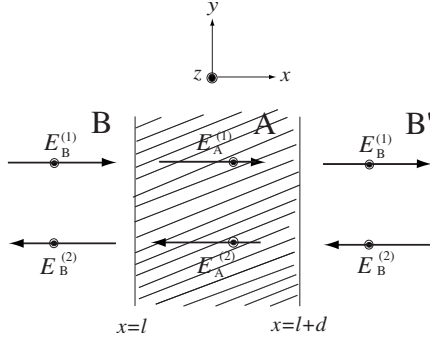


FIG. 3. Electromagnetic wave propagation across interfaces between two layers A and B.

In Fig. 4 we illustrate a typical example of transmission coefficients as functions of the wave number for C_2 , C_3 , and C_4 . As shown clearly, we have a scaling behavior of the transmission coefficients: if we multiply the wave number by 3 as one generation increases, we have a similar structure in the transmission coefficients. To describe the scaling behavior properly, we introduce the rescaled wave number $k_j = 3^j \kappa$ for C_j , then from Eq. (9), we have

$$\mathcal{M}_{j+1}(k_{j+1}) = \mathcal{M}_j(k_j) \mathcal{T}(3^j \kappa) \mathcal{M}_j(k_j),$$

$$\det \mathcal{M}_j(k_j) = 1, (\mathcal{M}_j(k_j))_{11} = (\mathcal{M}_j(k_j))_{22}, \quad (14)$$

which can be regarded as the *renormalization-group equation* describing the scaling behavior. The “renormalized” transmission coefficient $T_j(k_j)$ for C_j is given by

$$T_j(k_j) = \frac{4}{|\mathcal{M}_j(k_j)|^2 + 2}. \quad (15)$$

III. CHAOTIC PROPAGATION, COMPLETE TRANSMISSION, AND COMPLETE REFLECTION OF LIGHT

In this section we study the scaling behaviors of the wave propagation by using the renormalization-group equation (14). Using analytical and numerical methods, we find two different scaling behaviors depending on κ of the rescaled wave number $k_j = 3^j \kappa$: (a) For $\kappa = m\pi / (2 \cdot 3^q)$ with integers m and q , the renormalization-group equation reduces to the logistic map describing a chaotic behavior. The renormalized transmission coefficient $T_j(k_j)$ is very sensitive to parameters of the system and it changes drastically as the generation increases. (b) For the other κ , it will be found numerically that the renormalized transmission coefficient $T_j(k_j)$ eventually flows into either $T=1$ or $T=0$ as $j \rightarrow \infty$.

A. $\kappa = m\pi / (2 \cdot 3^q)$

Let us first suppose that m is even, $m=2n$. In this case, $\mathcal{T}(3^j \kappa)$ in Eq. (14) takes a unique value $\mathcal{T}(n\pi)$ for $j \geq q$ [20], which enables us to solve Eq. (14) analytically. By defining $\mathcal{N}_j = \mathcal{T}(3^{j+1} \kappa) \mathcal{M}_j$, Eq. (14) is recast into

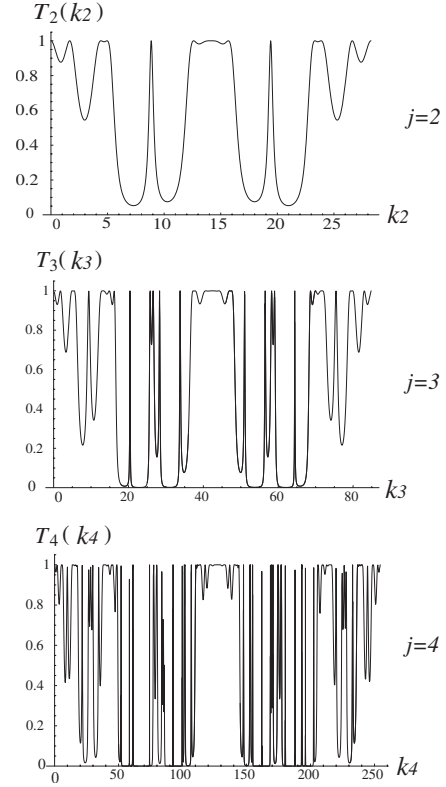


FIG. 4. Transmission coefficients T_j as functions of the wave number k for C_2 , C_3 , and C_4 (from top to bottom) with $n_A=2.0$. The range of the wave number k for C_j is $0 \leq k \leq 3^j \pi$. Note that the horizontal axes are rescaled by a factor of 3.

$$\mathcal{N}_{j+1} = \mathcal{N}_j^2 \quad (j \geq q), \quad \det \mathcal{N}_j = 1, \quad \mathcal{N}_j = \mathcal{T}(n\pi) \mathcal{M}_j, \quad (16)$$

and from the relation $|\mathcal{N}_j|^2 = |\mathcal{M}_j|^2$, the renormalized transmission coefficient $T_j(k_j)$ is rewritten as

$$T_j = \frac{4}{|\mathcal{N}_j|^2 + 2}. \quad (17)$$

To solve Eq. (16), we rewrite \mathcal{N}_j in terms of the Pauli matrices σ_i ($i=1, 2, 3$),

$$\mathcal{N}_j = \chi_j \mathbf{1} + \boldsymbol{\alpha}_j \cdot \boldsymbol{\sigma}, \quad \boldsymbol{\alpha}_j = (\alpha_j^{(1)}, i\alpha_j^{(2)}, \alpha_j^{(3)}), \quad (18)$$

with real χ_j and $\alpha_j^{(i)}$ ($i=1, 2, 3$). From Eq. (16), we have

$$\chi_{j+1} = \chi_j^2 + \boldsymbol{\alpha}_j^2, \quad \boldsymbol{\alpha}_{j+1} = 2\chi_j \boldsymbol{\alpha}_j, \quad \chi_j^2 - \boldsymbol{\alpha}_j^2 = 1 \quad (j \geq q), \quad (19)$$

where $\boldsymbol{\alpha}_j^2 = (\alpha_j^{(1)})^2 - (\alpha_j^{(2)})^2 + (\alpha_j^{(3)})^2$. By eliminating $\boldsymbol{\alpha}_j^2$ in Eq. (19), the map for χ_j is obtained,

$$\chi_{j+1} = 2\chi_j^2 - 1 \quad (j \geq q), \quad (20)$$

and in terms of the solution χ_j of Eq. (20), $\boldsymbol{\alpha}_j$ and T_j are represented as

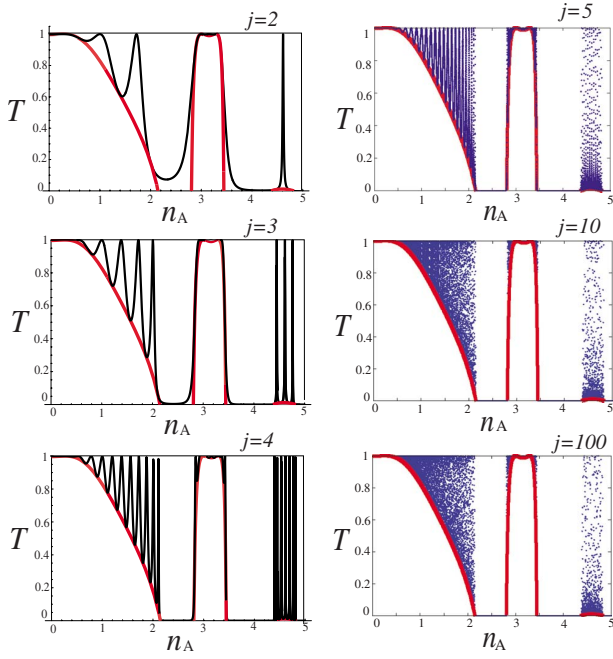


FIG. 5. (Color online) Transmission coefficients T_j as functions of n_A for $\kappa = \pi/3$. The generations of the left panel are $j=2$, $j=3$, and $j=4$. We also show transmission coefficients for $j=5$, $j=10$, and $j=100$ in the right panel. We plot T_{\min} as a function of n_A by the thick red line.

$$\alpha_j = \prod_{k=q}^{j-1} (2\chi_k) \alpha_q, \quad T_j = \frac{1 - (\lambda^2 + \eta^2)}{1 - (\lambda^2 + \eta^2) \chi_j^2} \quad (j \geq q). \quad (21)$$

Here λ and η are the constants of motion in Eq. (19),

$$\frac{\alpha_j^{(3)}}{\alpha_j^{(2)}} = \frac{\alpha_q^{(3)}}{\alpha_q^{(2)}} \equiv \lambda, \quad \frac{\alpha_j^{(1)}}{\alpha_j^{(2)}} = \frac{\alpha_q^{(1)}}{\alpha_q^{(2)}} \equiv \eta \quad (j \geq q). \quad (22)$$

For $|\chi_q| \leq 1$, they satisfy $\lambda^2 + \eta^2 \leq 1$, and for $|\chi_q| > 1$, $\lambda^2 + \eta^2 > 1$.

Equations (20) and (21) can be solved analytically. For $0 \leq |\chi_q| < 1$, the solution is

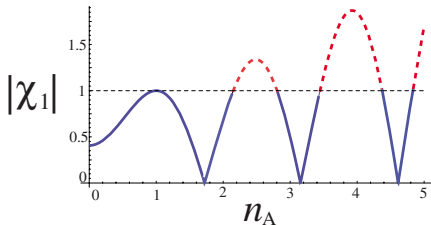


FIG. 6. (Color online) The value of $|\chi_1|$ as a function of n_A for $\kappa = \pi/3$. For n_A which gives $|\chi_1| < 1$ (solid lines), the transmission coefficients show chaotic behaviors. For n_A which gives $|\chi_1| > 1$ (dashed lines), the transmission coefficients flow into $T=0$ for $j \rightarrow \infty$.

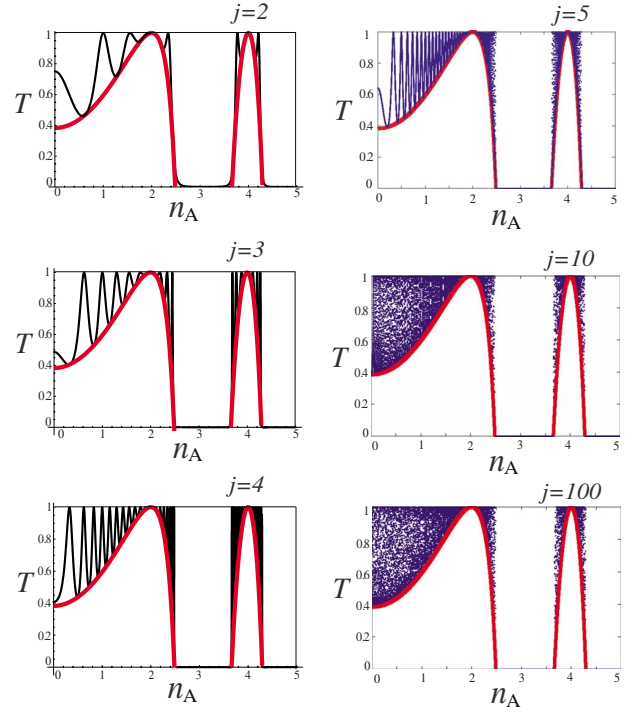


FIG. 7. (Color online) Transmission coefficients T_j as functions of n_A for $\kappa = \pi/2$. The generations of the left panel are $j=2$, $j=3$, and $j=4$. We also show transmission coefficients for $j=5$, $j=10$, and $j=100$ in the right panel. We plot T_{\min} as a function of n_A by the thick red line.

$$\chi_j = \cos[2^{j-q} \cos^{-1} \chi_q], \quad \alpha_j = \frac{\sin[2^{j-q} \cos^{-1} \chi_q]}{\sin[\cos^{-1} \chi_q]} \alpha_q,$$

$$T_j = \frac{1 - (\lambda^2 + \eta^2)}{1 - (\lambda^2 + \eta^2) \cos^2[2^{j-q} \cos^{-1} \chi_q]}, \quad (23)$$

and for $|\chi_q| \geq 1$,

$$\chi_j = \cosh[2^{j-q} \cosh^{-1} |\chi_q|], \quad \alpha_j = \frac{\sinh[2^{j-q} \cosh^{-1} |\chi_q|]}{\sinh[\cosh^{-1} |\chi_q|]} \alpha_q,$$

$$T_j = \frac{(\lambda^2 + \eta^2) - 1}{(\lambda^2 + \eta^2) \cosh^2[2^{j-q} \cosh^{-1} |\chi_q|] - 1}. \quad (24)$$

For $|\chi_q| < 1$, the transmission coefficient T_j shows sensitive dependence on parameters of the system. To illustrate this, we show the transmission coefficients for $q=1$ and $n=1$ case, (namely, $\kappa = \pi/3$), as functions of n_A in Fig. 5. In this case, $\chi_{q=1}$ is given by

$$\chi_1 = -\frac{1}{2} \cos\left(\frac{2n_A \pi}{3}\right) + \frac{\sqrt{3}}{4} \left(n_A + \frac{1}{n_A}\right) \sin\left(\frac{2n_A \pi}{3}\right), \quad (25)$$

and the region of n_A with $|\chi_1| < 1$ is shown in Fig. 6. It is found clearly that the transmission coefficients are very sensitive to n_A in the region where $|\chi_1| < 1$.

This sensitivity to parameters of the system can be properly understood by introducing a variable $X_j = 1 - \chi_j^2$. In terms

of X_j , Eq. (20) reduces to the logistic map with $r=4$,

$$X_{j+1} = rX_j(1 - X_j), \quad (26)$$

which has been studied extensively in the context of chaos [21–24]. The logistic map with $r=4$ in the interval $0 < X < 1$ is known to be very sensitive to the initial condition of the system, which implies that T_j for $|\chi_q| < 1$ also has the same chaotic property.

A similar chaotic behavior of the transmission coefficient also appears for odd $m=2n+1$,

$$\kappa = \frac{2n+1}{2 \cdot 3^q} \pi. \quad (27)$$

The matrix $\mathcal{T}(3^j \kappa)$ in Eq. (14) is now $(-1)^{j-q} \mathcal{T}((n+1/2)\pi)$ for $j \geq q$, so \mathcal{N}_j [$\equiv \mathcal{T}(3^{j+1} \kappa) \mathcal{M}_j$] becomes $\mathcal{N}_j = (-1)^{j+1-q} \mathcal{T}((n+1/2)\pi) \mathcal{M}_j$. For this \mathcal{N}_j , we have the same equation as Eq. (16),

$$\mathcal{N}_{j+1} = \mathcal{N}_j^2, \quad \det \mathcal{N}_j = 1, \quad (28)$$

and the same expression of the transmission coefficient as Eq. (17),

$$T_j = \frac{4}{|\mathcal{N}_j|^2 + 2}. \quad (29)$$

By using χ_j , α_j , λ , and η defined in Eqs. (18) and (22), the same solutions (23) and (24) are obtained. Thus we have the same class of chaotic behavior. As an example, we show the transmission coefficients T_j for $\kappa = \pi/2$ [$n=q=0$ in Eq. (27)]

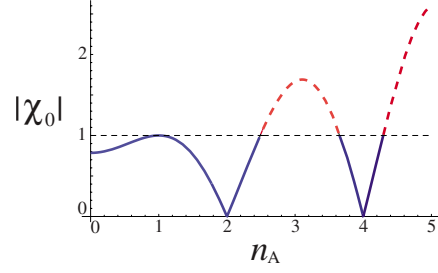


FIG. 8. (Color online) The value of $|\chi_0|$ as a function of n_A for $\kappa = \pi/2$. For n_A which gives $|\chi_0| < 1$ (solid lines), the transmission coefficients show chaotic behaviors. For n_A which gives $|\chi_0| > 1$ (dashed lines), the transmission coefficients flow into $T=0$ for $j \rightarrow \infty$.

as functions of n_A in Fig. 7. For $\kappa = \pi/2$, $\chi_{q=0}$ is given by

$$\chi_0 = \frac{1}{2} \left(n_A + \frac{1}{n_A} \right) \sin \left(\frac{n_A \pi}{2} \right), \quad (30)$$

and the region with $|\chi_0| < 1$ is shown in Fig. 8. We find again that T_j is very sensitive to n_A in the region with $|\chi_0| < 1$.

In the chaotic region, $|\chi_q| < 1$, the transmission coefficient T_j has the lower bound T_{\min} ,

$$T_{\min} = 1 - (\lambda^2 + \eta^2). \quad (31)$$

For $\kappa = \pi/3$, λ and η are given by

$$\lambda = 0, \quad \eta = \frac{-\sqrt{3}(n_A^2 - n_A^{-2}) \sin^2(\pi n_A/3) + (n_A - n_A^{-1}) \sin(2\pi n_A/3)}{\sqrt{3}(n_A + n_A^{-1})^2 \sin^2(\pi n_A/3) - (n_A + n_A^{-1}) \sin(2\pi n_A/3) - 2\sqrt{3}}, \quad (32)$$

and for $\kappa = \pi/2$,

$$\lambda = \frac{1}{2} \left(n_A - \frac{1}{n_A} \right) \tan \left(\frac{\pi n_A}{2} \right), \quad \eta = 0. \quad (33)$$

The resultant T_{\min} 's as functions of n_A are also depicted in Figs. 5 and 7, respectively.

From the analytical solution (24), we notice that outside the chaotic region, $|\chi_q| \geq 1$, T_j decreases monotonically as the generation j increases. Thus we have complete reflection $T_j=0$ for $j \rightarrow \infty$.

B. Other κ

For $\kappa \neq m\pi/(2 \cdot 3^q)$, we numerically find that the transmission coefficient T_j flows into either $T=1$ or $T=0$ as the generation j increases. A typical example of our numerical results is shown in Fig. 9. It is also found that if complete transmission of light occurs at a certain generation, light al-

ways transmits completely in the following generations. To see this, let us use the component representation of $\mathcal{M}_j(k_j)$ as Eq. (12),

$$\mathcal{M}_j(k_j) = \begin{pmatrix} a_j & b_j \\ c_j & a_j \end{pmatrix}, \quad (34)$$

which satisfies $a_j^2 - b_j c_j = 1$. If $T_j = 1$, $2a_j^2 + b_j^2 + c_j^2 = 2$ from Eq. (15); thus \mathcal{M}_j can be parametrized as

$$\mathcal{M}_j(k_j) = \begin{pmatrix} \cos \delta_j & -\sin \delta_j \\ \sin \delta_j & \cos \delta_j \end{pmatrix}, \quad (35)$$

$$a_j = \cos \delta_j, \quad b_j = -c_j = -\sin \delta_j.$$

Substituting this into Eq. (14) yields

$$\mathcal{M}_{j+1}(k_{j+1}) = \begin{pmatrix} \cos(2\delta_j + k_j) & -\sin(2\delta_j + k_j) \\ \sin(2\delta_j + k_j) & \cos(2\delta_j + k_j) \end{pmatrix}, \quad (36)$$

which implies $T_{j+1} = 1$.

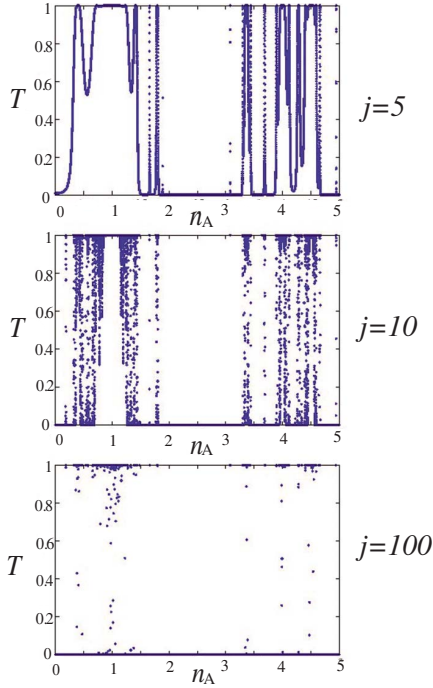


FIG. 9. (Color online) Transmission coefficients T_j as functions of n_A for $\kappa = \pi/4$. The generations are $j=5$, $j=10$, and $j=100$ (from top to bottom).

When κ is near $\kappa = m\pi/(2 \cdot 3^q)$, the transmission coefficient is found to show transition from the chaotic behavior presented in Sec. III A: the chaotic behavior appears in first

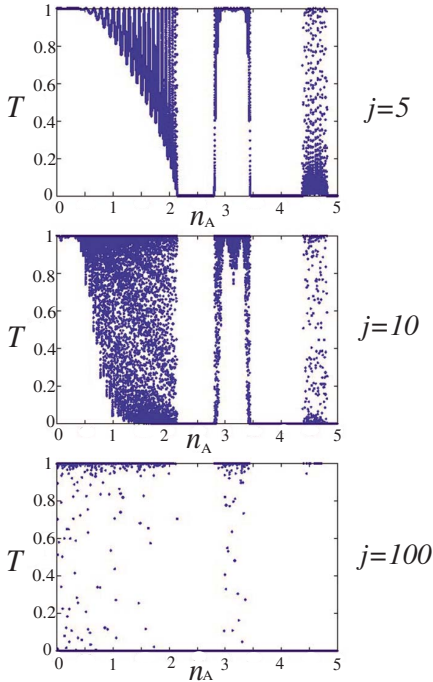


FIG. 10. (Color online) Transmission coefficients T_j as functions of n_A for $\kappa = \pi/3 + 10^{-4}$. The generations are $j=5$, $j=10$, and $j=100$ (from top to bottom).

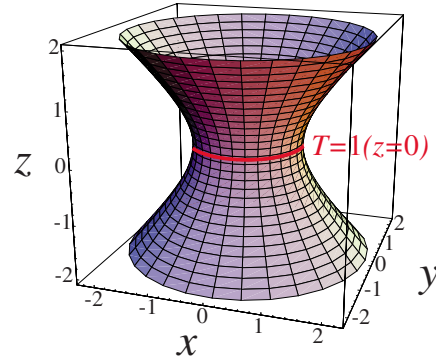


FIG. 11. (Color online) Orbits of Eq. (14) are constrained on the manifold $x^2 + y^2 = z^2 + 1$. Complete transmission $T=1$ corresponds to $z=0$.

few generations, but finally the transmission coefficient flows into either complete transmission or complete reflection. For example, the transmission coefficient T_j for $\kappa = \pi/3 + 10^{-4}$ is shown in Fig. 10. In the fifth generation ($j=5$), the transmission coefficient shows a chaotic behavior indistinguishable from that for $\kappa = \pi/3$ (Fig. 5); however, in the tenth generation ($j=10$), it shows a different behavior from that for $\kappa = \pi/3$, then finally in the hundredth generation ($j=100$), it flows into either $T=1$ or $T=0$.

C. Optical experiments

The chaotic behaviors of the transmission coefficients presented in Sec. III A can be observed experimentally. As shown in Figs. 5 and 7, the chaotic characteristics in the propagation are already evident in the first few generations of the Cantor multilayers, where the transmission coefficients oscillate rapidly as functions of n_A . (This oscillation reflects the stretching and the folding processes of the logistic map.) Therefore, the finite generations of the Cantor multilayers are sufficient to observe the chaotic behaviors. Experimentally, the finite generations of C_j can be fabricated by using the vacuum deposition on a glass substrate [5,16,17]. In a similar manner as the Fibonacci multilayers [16,17], the Cantor multilayers are prepared from SiO_2 and TiO_2 films. Na_3AlF_6 and ZnS are also utilized for the fabrication of C_j [5]. Although the wave number k needs to satisfy the condi-

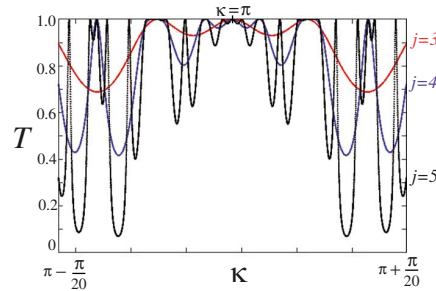


FIG. 12. (Color online) Transmission coefficients T_j as functions of κ for $n_A = 2.0$ around $\kappa_0^* = \pi$. The generations are $j=3$, $j=4$, and $j=5$.

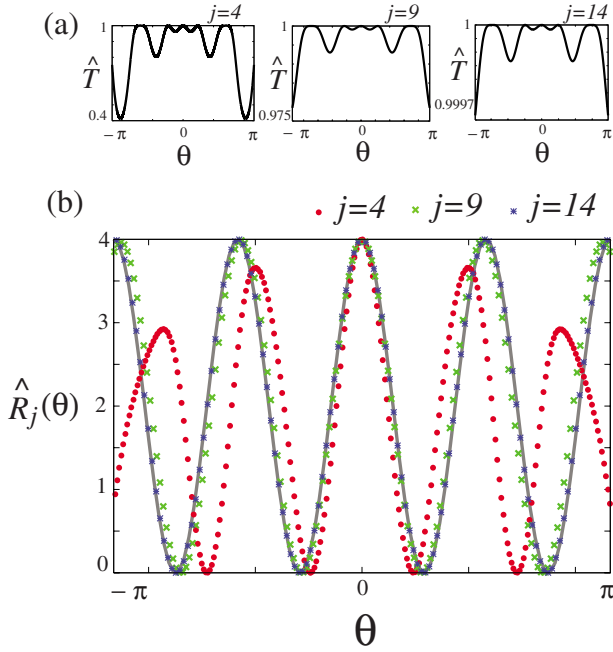


FIG. 13. (Color online) (a) Transmission coefficients \hat{T}_j as functions of θ for $n_A=2.0$ around $\kappa_0^*=\pi$. The generations are $j=4$, $j=9$, and $j=14$. (b) The ratio $\hat{R}_j(\theta)=[1-\hat{T}_j(\theta)]/[1-\hat{T}_{j-1}(\theta/3)]$ for $n_A=2.0$ around $\kappa_0^*=\pi$. The generations are $j=4$, $j=9$, and $j=14$. The scaling function $f^{(1)}(\theta)$ is also plotted by the line.

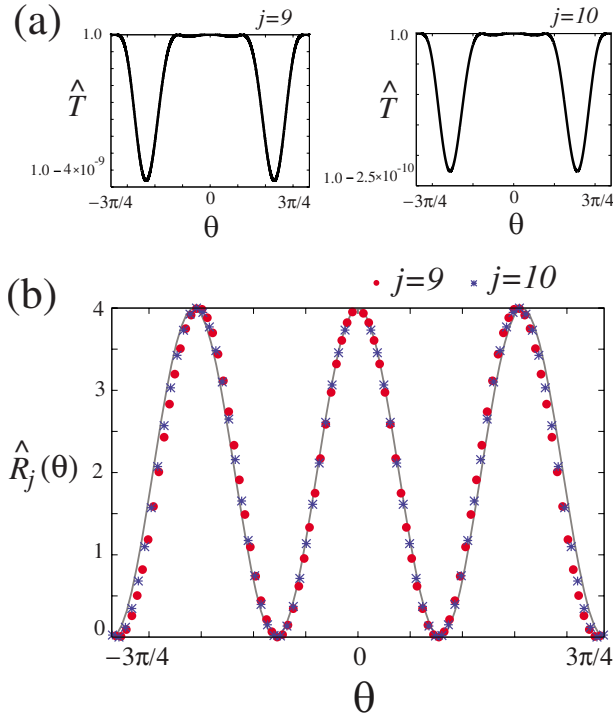


FIG. 14. (Color online) (a) Transmission coefficients \hat{T}_j as functions of θ for $n_A=2.0$ around $\kappa_0^*=\pi/2$. The generations are $j=9$ and $j=10$. (b) The ratio $\hat{R}_j(\theta)=[1-\hat{T}_j(\theta)]/[1-\hat{T}_{j-1}(\theta/3)]$ for $n_A=2.0$ around $\kappa_0^*=\pi/2$. The generations are $j=9$ and $j=10$. The scaling function $f^{(1)}(\theta)$ is also plotted by the line.

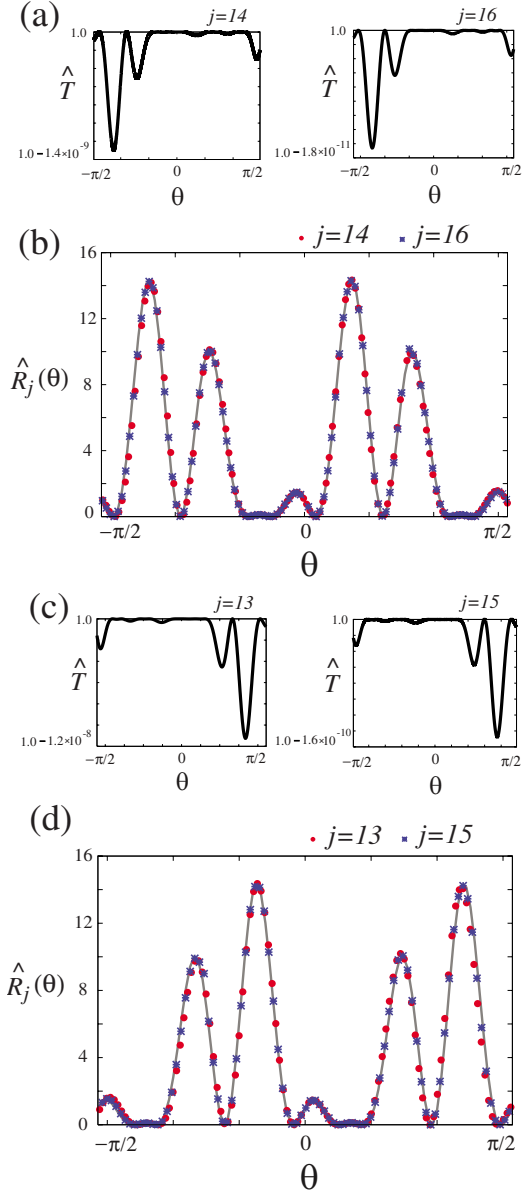


FIG. 15. (Color online) (a) Transmission coefficients \hat{T}_j as functions of θ for $n_A=3.0$ around $\kappa_0^*=\pi/3$. The generations are $j=14$ and $j=16$. (b) The ratio $\hat{R}_j(\theta)=[1-\hat{T}_j(\theta)]/[1-\hat{T}_{j-2}(\theta/3^2)]$ for $n_A=3.0$ around $\kappa_0^*=\pi/3$. The generations are $j=14$ and $j=16$. The scaling function $f^{(1)}(\theta)$ is also plotted by the line. (c) \hat{T}_j for the generations $j=13$ and $j=15$. (d) \hat{R}_j for the generations $j=13$ and $j=15$. The scaling function is $f^{(2)}(\theta)$ in this case.

tion $k=3^j\kappa$ with $\kappa=m\pi/(2\cdot 3^q)$ (m and q are integers) in order to observe the chaotic behaviors on the j th generation of the Cantor multilayers, this condition can be met by using tunable lasers.

From the argument in Sec. III A, the indices of the refraction of A and B should be set in the region with $0 \leq |\chi_q| < 1$. Suppose that the index of refraction of B is 1, then χ_q is given by [see Eq. (18)]

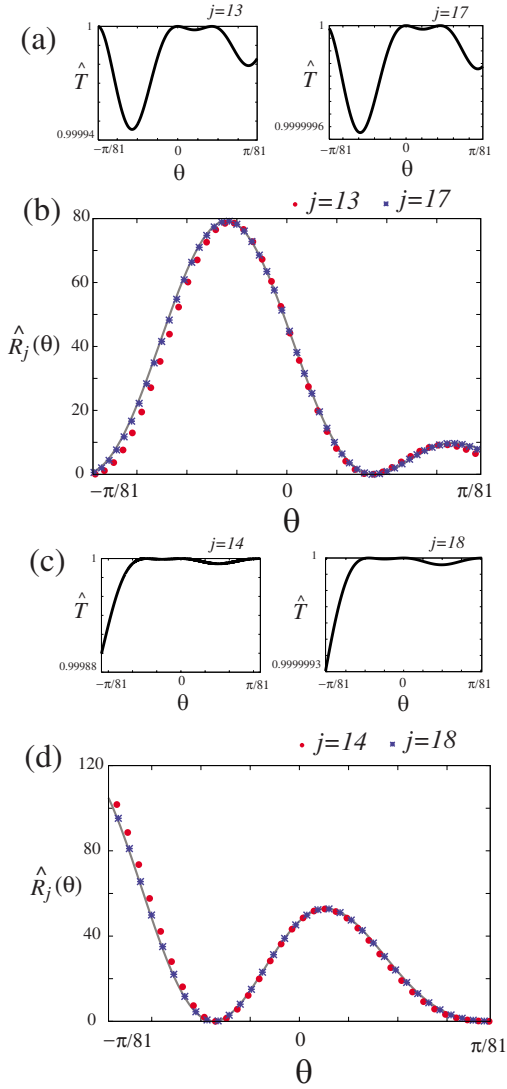


FIG. 16. (Color online) (a) Transmission coefficients \hat{T}_j as functions of θ for $n_A=5.0$ around $\kappa_0^*=\pi/5$. The generations are $j=13$ and $j=17$. (b) The ratio $\hat{R}_j(\theta)=[1-\hat{T}_j(\theta)]/[1-\hat{T}_{j-4}(\theta/3^4)]$ for $n_A=5.0$ around $\kappa_0^*=\pi/5$. The generations are $j=13$ and $j=17$. The scaling function $f^{(2)}(\theta)$ is also plotted by the line. (c) \hat{T}_j for the generations $j=14$ and $j=18$. (d) \hat{R}_j for the generations $j=14$ and $j=18$. The scaling function is $f^{(3)}(\theta)$ in this case.

$$\chi_q = \frac{1}{2} \text{Tr}[\mathcal{T}(3^{q+1}\kappa)\mathcal{M}_q], \quad (37)$$

where $\mathcal{M}_q [\equiv \mathcal{M}_q(k_q)]$ is the solution of Eq. (14). For example, in the case of $\kappa=\pi/3$ ($\kappa=\pi/2$), $\chi_{q=1}$ ($\chi_{q=0}$) as a function of the index of the refraction of A, n_A , is given by Eq. (25) [Eq. (30)]. As was illustrated in Fig. 6 (Fig. 8), the condition $0 \leq |\chi_q| < 1$ can be met in a broad region of n_A without fine tuning. Therefore, the detection of the chaotic behaviors is feasible for the current optical experiments.

The most impressive chaotic behavior is obtained if n_A satisfies $|\chi_q| \sim 1$. Near n_A satisfying $|\chi_q|=1$, all values of T

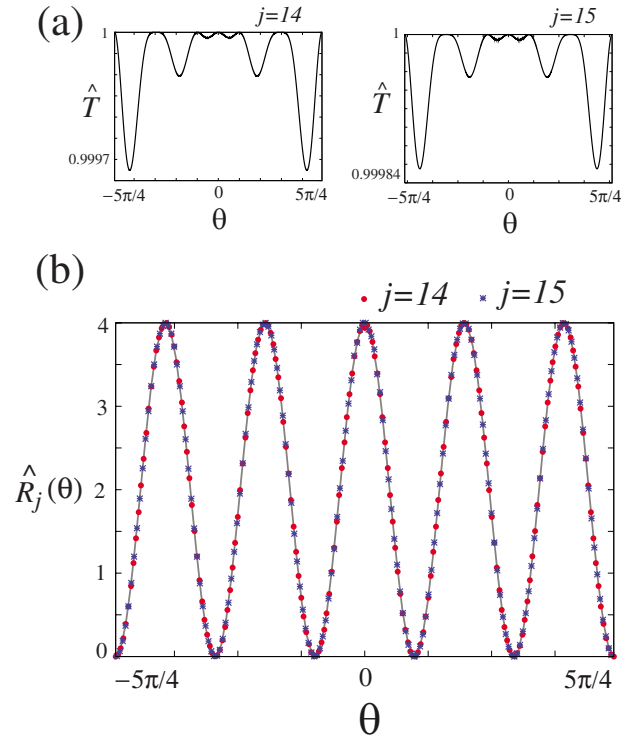


FIG. 17. (Color online) (a) Transmission coefficients T_j as functions of θ for $n_A=1/2$ around $\kappa_1^*=\pi$. The generations are $j=14$ and $j=15$. (b) The ratio $\hat{R}_j(\theta)=[1-\hat{T}_j(\theta)]/[1-\hat{T}_{j-1}(\theta/3)]$ for $n_A=1/2$ around $\kappa_1^*=\pi$. The generations are $j=14$ and $j=15$. The scaling function $f^{(1)}(\theta)$ is also plotted by the line.

appear in a very narrow region of n_A . In particular, complete transmission and (almost) complete reflection are nearby in the narrow region. By controlling n_A , the Cantor multilayers with $|\chi_q| \sim 1$ could be used as fast switching devices.

IV. LOCAL SCALING BEHAVIOR OF TRANSMISSION COEFFICIENTS NEAR COMPLETE TRANSMISSION

In the previous section, we found two classes of behaviors of the transmission coefficients where they remain finite: chaotic behaviors and complete transmission. In this section, we focus on a behavior of the transmission coefficient near complete transmission. As we showed in the previous section, if we have complete transmission of light at a certain generation, light always transmits completely after the generation. Thus we can consider that complete transmission is a fixed point of the renormalization-group equation (14). According to the renormalization-group theory, the existence of a fixed point implies that scalings are found around it [25], which turns out to be also true in our problem. In the following, on the basis of the renormalization-group equation, it will be shown that if complete transmission is achieved at a wave number κ^* with a rational κ^*/π , then the transmission coefficient T_j around the wave number exhibits a local scaling behavior which is distinct from the global scaling illustrated in Fig. 4. Moreover, we will present the analytical expression of the scaling function.

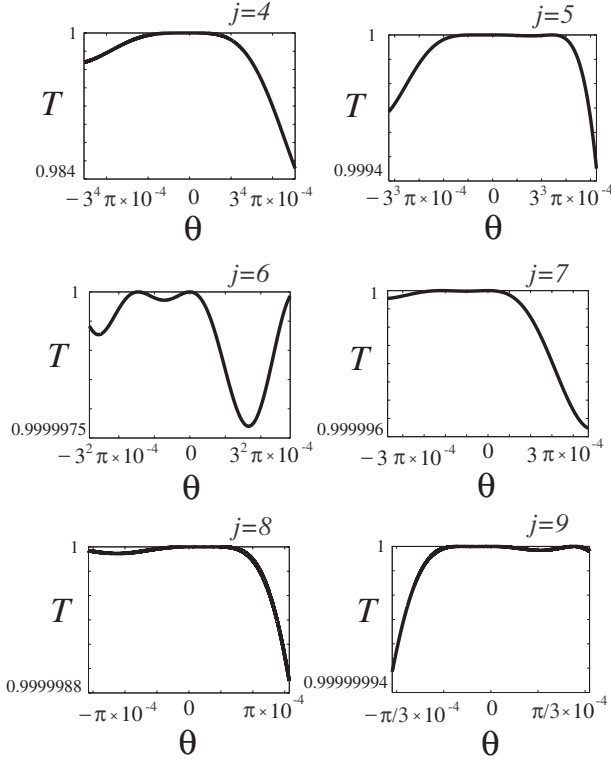


FIG. 18. Transmission coefficients T_j as functions of θ for $n_A = \sqrt{2}$ around $\kappa_0^* = \frac{\sqrt{2}}{2}\pi$. The generations are from $j=4$ to $j=9$. The horizontal axes are rescaled by a factor of 3 as a generation increases.

In order to analyze the scaling behavior of T_j near $T=1$, it is convenient to introduce other variables $x_j \equiv a_j(k_j)$, $y_j \equiv [b_j(k_j) - c_j(k_j)]/2$, and $z_j \equiv [b_j(k_j) + c_j(k_j)]/2$ for the matrix elements of $\mathcal{M}_j(k_j)$,

$$\mathcal{M}_j(k_j) = \begin{pmatrix} a_j(k_j) & b_j(k_j) \\ c_j(k_j) & a_j(k_j) \end{pmatrix}, \quad k_j = 3^j \kappa. \quad (38)$$

Since $a_j(k_j)$, $b_j(k_j)$, and $c_j(k_j)$ satisfy $a_j(k_j)^2 - b_j(k_j)c_j(k_j) = 1$, the variables (x_j, y_j, z_j) are constrained on the manifold $x_j^2 + y_j^2 = 1 + z_j^2$ shown in Fig. 11. By rewriting x_j and y_j as

$$x_j = \sqrt{z_j^2 + 1} \cos \varphi_j, \quad y_j = \sqrt{z_j^2 + 1} \sin \varphi_j, \quad (39)$$

the map (14) is recast into

$$z_{j+1} = 2z_j \sqrt{z_j^2 + 1} \cos(\varphi_j - 3^j \kappa),$$

$$\sqrt{z_{j+1}^2 + 1} e^{i\varphi_{j+1}} = (z_j^2 + 1)e^{i(2\varphi_j - 3^j \kappa)} + z_j^2 e^{i3^j \kappa}, \quad (40)$$

and the transmission coefficient T_j in Eq. (15) is rewritten as

$$T_j = \frac{1}{x_j^2 + y_j^2} = \frac{1}{1 + z_j^2}. \quad (41)$$

The complete transmission $T_j=1$ is achieved when $z_j=0$. From Eq. (40), it can be found that this occurs either if (i) $z_j=0$ with $z_{l-1} \neq 0$ for an integer l ($1 \leq l \leq j$) or (ii) $z_0=0$.

First consider case (i) in detail. Suppose that $z_l=0$ with $z_{l-1} \neq 0$ is realized for $\kappa = \kappa_l^*$. Then from the first equation of Eq. (40), it is found that case (i) is possible only if $\cos(\varphi_{l-1} - 3^{l-1} \kappa_l^*) = 0$. Thus φ_{l-1} is given by

$$\varphi_{l-1} = 3^{l-1} \kappa_l^* + \frac{2n+1}{2} \pi \quad (42)$$

with an integer n . Then using Eq. (40) with $j=l-1$ and $z_l=0$, we have

$$\begin{aligned} e^{i\varphi_l} &= (z_{l-1}^2 + 1)e^{i(2\varphi_{l-1} - 3^{l-1} \kappa_l^*)} + z_{l-1}^2 e^{i3^{l-1} \kappa_l^*} \\ &= (z_{l-1}^2 + 1)e^{i[3^{l-1} \kappa_l^* + (2n+1)\pi]} + z_{l-1}^2 e^{i3^{l-1} \kappa_l^*} \\ &= -e^{i3^{l-1} \kappa_l^*}. \end{aligned} \quad (43)$$

Hence φ_l is obtained as

$$\varphi_l = 3^{l-1} \kappa_l^* + \pi \pmod{2\pi}. \quad (44)$$

To determine φ_j for $j \geq l$, we use the second equation of Eq. (40). Since $z_j=0$ for $j \geq l$, the second equation of Eq. (40) becomes

$$e^{i\varphi_{j+1}} = e^{i(2\varphi_j - 3^j \kappa_l^*)} \quad (j \geq l), \quad (45)$$

which determines φ_j for $j \geq l$ completely as

$$\varphi_j = -(3^j - 2^{j-l} 3^l) \kappa_l^* + 2^{j-l} \varphi_l \quad (j \geq l, \pmod{2\pi}), \quad (46)$$

where φ_l is given by Eq. (44).

In a similar manner, we can also solve φ_j in case (ii). Suppose that $z_0=0$ for $\kappa = \kappa_0^*$. From the following explicit form of \mathcal{M}_0 :

$$\mathcal{M}_0(k_0) = \mathcal{T}_{BA} \mathcal{T}(n_A k_0) \mathcal{T}_{AB} = \begin{pmatrix} \cos n_A \kappa & -(1/n_A) \sin n_A \kappa \\ n_A \sin n_A \kappa & \cos n_A \kappa \end{pmatrix}, \quad (47)$$

we obtain that $z_0 = (n_A - 1/n_A) \sin(n_A \kappa)/2$. Therefore, κ_0^* is given by $\kappa_0^* = m\pi/n_A$ with an integer m . (Note that the indices of the refraction of A and B are different from each other, i.e., $n_A \neq 1$.) Substituting this into Eq. (47), we find that $x_0 = \cos m\pi$ and $y_0 = 0$. Thus φ_0 is given by

$$\varphi_0 = m\pi \pmod{2\pi}. \quad (48)$$

Since $z_j=0$ for $j \geq 0$, we have

$$e^{i\varphi_{j+1}} = e^{i(2\varphi_j - 3^j \kappa_0^*)} \quad (j \geq 0) \quad (49)$$

from Eq. (40), which determines φ_j as

$$\varphi_j = -(3^j - 2^j) \kappa_0^* + 2^j \varphi_0 \pmod{2\pi} \quad (50)$$

with $\varphi_0 = m\pi$.

Now we study behavior of the transmission coefficient T_j near $T=1$. For κ near κ_l^* , z_l becomes nonzero but remains small, so we can neglect higher-order terms of z_i^2 ($i \geq l$) in the map (40). Up to the next leading order, the map (40) is approximated by

$$z_{j+1} = 2z_j \cos(\varphi_j - 3^j \kappa), \quad e^{i\varphi_{j+1}} = e^{i(2\varphi_j - 3^j \kappa)}. \quad (51)$$

The latter equation in Eq. (51) can be solved easily,

$$\varphi_j = -(3^j - 2^{j-1}3^l)\kappa + 2^{j-l}\varphi_l \pmod{2\pi}, \quad (52)$$

where φ_l is given by

$$\gamma_j^{(l)}(\kappa) = \begin{cases} (2 \cdot 3^j - 2^{j-1}3^l)\kappa - 2^{j-l}[3^{l-1}\kappa^* + \pi + O(z_l)] & \text{for } l \neq 0 \\ (2 \cdot 3^j - 2^j)\kappa - 2^j[m\pi + O(z_0)] & \text{for } l = 0 \end{cases} \pmod{\pi}. \quad (55)$$

Therefore, for κ near κ_l^* , z_j is given by

$$z_j = z_l \prod_{i=l}^{j-1} [2 \cos \gamma_i^{(l)}(\kappa)]. \quad (56)$$

Using this, we obtain the following transmission coefficient T_j near κ_l^* :

$$T_j = 1 - z_l^2 \prod_{i=l}^{j-1} [2 \cos \gamma_i^{(l)}(\kappa)]^2. \quad (57)$$

As is proved in the Appendix, we can show that if κ_l^*/π is a rational number s/t with coprime integers s and t , the phase $\gamma_i^{(l)}(\kappa_l^*)$ becomes periodic for a sufficiently large i ,

$$\gamma_{i+p}^{(l)}(\kappa_l^*) = \gamma_i^{(l)}(\kappa_l^*) \quad (i \geq r, \pmod{\pi}), \quad (58)$$

where the minimal period p is given by a divisor of $\varphi(t)$. [Here $\varphi(x)$ is the Euler totient function [26].] Using this, we obtain a local scaling behavior near complete transmission. To see this, rewrite Eq. (57) by using $\kappa = \kappa_l^* + \theta$ ($|\theta| \ll 1$),

$$T_j(\theta) = 1 - z_l^2 \prod_{i=l}^{j-1} \{2 \cos[\gamma_i^{(l)}(\kappa_l^*) + \gamma_i^{(l)'}(\kappa_l^*)\theta]\}^2. \quad (59)$$

If κ_l^*/π is a rational number s/t , then from relation (58), the product in the right-hand side of Eq. (59) for $j = pn + m - 1$ ($m = 1, 2, \dots, p$) is rewritten as

$$\begin{aligned} & \prod_{i=l}^{pn+m-2} \{2 \cos[\gamma_i^{(l)}(\kappa_l^*) + \gamma_i^{(l)'}(\kappa_l^*)\theta]\}^2 \\ &= \prod_{i=p(n-1)+m-1}^{pn+m-2} \{2 \cos[\gamma_i^{(l)}(\kappa_l^*) + \gamma_i^{(l)'}(\kappa_l^*)\theta]\}^2 \\ & \times \prod_{i=l}^{p(n-1)+m-2} \{2 \cos[\gamma_i^{(l)}(\kappa_l^*) + \gamma_i^{(l)'}(\kappa_l^*)\theta]\}^2 \end{aligned}$$

$$\varphi_l = \begin{cases} 3^{l-1}\kappa_l^* + \pi + O(z_l) & \text{for } l \neq 0 \\ m\pi + O(z_0) & \text{for } l = 0 \end{cases} \pmod{2\pi}. \quad (53)$$

Here we have determined φ_l in a similar manner as Eqs. (44) and (48), but $O(z_l)$ corrections appear since $z_l \neq 0$ near κ_l^* . Substituting this into the first equation in Eq. (51), we obtain

$$z_{j+1} = 2z_j \cos \gamma_j^{(l)}(\kappa), \quad (54)$$

where $\gamma_j^{(l)}(\kappa)$ denotes

$$\begin{aligned} & \prod_{\alpha=0}^{p-1} \{2 \cos[\gamma_{p(n-1)+m-1+\alpha}^{(l)}(\kappa_l^*) + \gamma_{p(n-1)+m-1+\alpha}^{(l)'}(\kappa_l^*)\theta]\}^2 \\ & \times \prod_{i=l}^{p(n-1)+m-2} \{2 \cos[\gamma_i^{(l)}(\kappa_l^*) + \gamma_i^{(l)'}(\kappa_l^*)\theta]\}^2 \\ &= \prod_{\alpha=0}^{p-1} \{2 \cos[\gamma_{pn_0(m)+m-1+\alpha}^{(l)}(\kappa_l^*) + \gamma_{p(n-1)+m-1+\alpha}^{(l)'}(\kappa_l^*)\theta]\}^2 \\ & \times \prod_{i=l}^{p(n-1)+m-2} \{2 \cos[\gamma_i^{(l)}(\kappa_l^*) + \gamma_i^{(l)'}(\kappa_l^*)\theta]\}^2, \quad (60) \end{aligned}$$

where $n_0(m)$ is the minimal integer satisfying $pn_0 + m - 1 \geq r$. Therefore, we have

$$\begin{aligned} & 1 - T_{pn+m-1}(\theta) \\ &= \prod_{\alpha=0}^{p-1} \{2 \cos[\gamma_{pn_0(m)+m-1+\alpha}^{(l)}(\kappa_l^*) + \gamma_{p(n-1)+m-1+\alpha}^{(l)'}(\kappa_l^*)\theta]\}^2 \\ & \times [1 - T_{p(n-1)+m-1}(\theta)]. \quad (61) \end{aligned}$$

From Eq. (55), $\gamma_{p(n-1)+m-1+\alpha}^{(l)'}(\kappa_l^*)$ behaves as

$$\gamma_{p(n-1)+m-1+\alpha}^{(l)'}(\kappa_l^*) \sim 2 \cdot 3^{p(n-1)+m-1+\alpha} \quad (62)$$

for $n \geq 1$. Thus defining $f^{(m)}(\theta)$ as

$$f^{(m)}(\theta) = \prod_{\alpha=0}^{p-1} \{2 \cos[\gamma_{pn_0(m)+m-1+\alpha}^{(l)}(\kappa_l^*) + 2 \cdot 3^\alpha \theta]\}^2, \quad (63)$$

we obtain

$$\begin{aligned} 1 - T_{pn+m-1}(\theta) &= f^{(m)}(3^{p(n-1)+m-1}\theta) [1 - T_{p(n-1)+m-1}(\theta)] \\ & \quad (n \geq 1). \quad (64) \end{aligned}$$

By renormalizing $T_{pn+m-1}(\theta)$ as

$$\hat{T}_{pn+m-1}(\theta) \equiv T_{pn+m-1}(\theta/3^{p(n-1)+m-1}), \quad (65)$$

Eq. (64) is rewritten as

$$1 - \hat{T}_{pn+m-1}(\theta) = f^{(m)}(\theta)[1 - \hat{T}_{p(n-1)+m-1}(\theta/3^p)]. \quad (66)$$

This equation clearly indicates that the ratio $[1 - \hat{T}_{pn+m-1}(\theta)]/[1 - \hat{T}_{p(n-1)+m-1}(\theta/3^p)]$ does not depend on the generation of Cantor sequences and it has a scaling behavior with the scaling function $f^{(m)}(\theta)$.

To illustrate the local scaling behavior of T_j near $T=1$ obtained above, we compare our formula (66) with numerical results for various κ_l^* . In Figs. 12 and 13, we show the transmission coefficient T_j for $n_A=2$ and $\kappa_0^*=\pi$. The transmission coefficients T_j as functions of κ are presented in Fig. 12 and the renormalized one $\hat{T}_j(\theta)$ is in Fig. 13. In this case, the period p in Eq. (58) is $p=\varphi(1)=1$ and the scaling function $f^{(1)}(\theta)$ is

$$f^{(1)}(\theta) = 4 \cos^2(2\theta). \quad (67)$$

For $j \geq 9$ we find an excellent agreement between our formula (66) and numerical data in Fig. 13.

In Figs. 14–16, we also present local scaling behaviors for $n_A=t$ and $\kappa_0^*=\pi/t$ with integers $t=2,3,5$. For $t=2,3,5$, the period p is given by $p=1,2,4$, respectively. The scaling functions $f^{(m)}(\theta)$ are given by

$$f^{(1)}(\theta) = 4 \cos^2(2\theta) \quad (68)$$

for $t=2$;

$$f^{(1)}(\theta) = 16 \cos^2(\pi/3 + 6\theta)\cos^2(2\pi/3 + 2\theta),$$

$$f^{(2)}(\theta) = 16 \cos^2(2\pi/3 + 6\theta)\cos^2(\pi/3 + 2\theta) \quad (69)$$

for $t=3$; and

$$\begin{aligned} f^{(1)}(\theta) &= 256 \cos^2(\pi/5 + 54\theta)\cos^2(4\pi/5 + 18\theta)\cos^2(4\pi/5 + 6\theta)\cos^2(\pi/5 + 2\theta), \\ f^{(2)}(\theta) &= 256 \cos^2(\pi/5 + 54\theta)\cos^2(\pi/5 + 18\theta)\cos^2(4\pi/5 + 6\theta)\cos^2(4\pi/5 + 2\theta), \\ f^{(3)}(\theta) &= 256 \cos^2(4\pi/5 + 54\theta)\cos^2(\pi/5 + 18\theta)\cos^2(\pi/5 + 6\theta)\cos^2(4\pi/5 + 2\theta), \\ f^{(4)}(\theta) &= 256 \cos^2(4\pi/5 + 54\theta)\cos^2(4\pi/5 + 18\theta)\cos^2(\pi/5 + 6\theta)\cos^2(\pi/5 + 2\theta) \end{aligned} \quad (70)$$

for $t=5$. Again, we have excellent agreements between the numerical data and our analytical results.

As an example with $l \neq 0$, we show a local scaling behavior for $n_A=1/2$ and $\kappa_1^*=\pi$ in Fig. 17. Here $p=1$ and the scaling function is given by

$$f^{(1)}(\theta) = 4 \cos^2(2\theta). \quad (71)$$

It also reproduces the numerical data excellently.

We also confirm numerically that if complete transmission is achieved at a wave number with an irrational κ^*/π , no scaling behavior is obtained. The case of $n_A=\sqrt{2}$ is shown in Fig. 18. Although complete transmission is realized at $\kappa = \frac{\sqrt{2}}{2}\pi$, no scaling behavior of T_j near the complete transmission is found in Fig. 18.

V. SUMMARY AND DISCUSSION

We investigate wave propagation through Cantor-set media on the basis of the renormalization-group equation. We analytically find that, for specific wave numbers, the transmission coefficients are governed by the logistic map. Especially, in the chaotic region, the transmission coefficients show sensitive dependence on small changes in parameters of the system such as the index of refraction. For wave numbers near the values giving the chaotic behavior, the trans-

mission coefficients again show chaotic behaviors in the first few generations. For other values of wave numbers, our numerical results suggest that light transmits completely or reflects completely by the Cantor-set media. We also show that the transmission coefficients exhibit local scaling behaviors near complete transmission if the complete transmission is achieved at a wave number κ^* with a rational κ^*/π . The analytical form of the scaling function is determined by κ^* through the Euler totient function.

Finally, we would like to mention that our approach developed here can be extended to the generalized Cantor sequences, where the length of each A becomes $1/\beta$ as one increases the generation. For a positive integer β , in a similar manner as Sec. III A, it is found that the initial wave numbers which give chaotic behaviors are

$$\kappa = \frac{2m}{(\beta-1)(\beta-2)\beta^q} \pi \quad (m, q: \text{integers}). \quad (72)$$

In addition, for an odd positive integer β , chaotic behaviors are also found to appear for

$$\kappa = \frac{2m+1}{(\beta-1)(\beta-2)\beta^q} \pi \quad (m, q: \text{integers}). \quad (73)$$

ACKNOWLEDGMENTS

We are grateful to M. Yamanaka for useful discussions. This work was supported in part by Global COE Program “the Physical Sciences Frontier,” MEXT, Japan for K.E.

APPENDIX: PERIODICITY OF $\gamma_i^{(l)}(\kappa_i^*)$

In this appendix, we prove that $\gamma_i^{(l)}(\kappa_i^*)$ has periodicity (58) if and only if κ_i^*/π is a rational number. From the explicit forms of $\gamma_i^{(l)}$ given by Eq. (55), it is immediately found that if $\gamma_i^{(l)}(\kappa_i^*)$ has periodicity (58), then κ_i^*/π should be a rational number. Therefore, we will show in the following that if κ_i^*/π is a rational number, then periodicity (58) is obtained.

To prove this, we use the Euler theorem

$$N^{\varphi(M)} \equiv 1 \pmod{M}, \tag{A1}$$

where N and M are mutually prime integers and $\varphi(M)$ is the Euler totient function which counts the number of positive integers not greater than and coprime to M [26]. The Euler totient function satisfies

$$\varphi(nm) = \varphi(n)\varphi(m) \tag{A2}$$

for coprime positive integers n and m .

Since $O(z_l)$ corrections in Eq. (55) disappear for $\kappa = \kappa_i^*$, $\gamma_i^{(l)}(\kappa_i^*)$ is given by

$$\gamma_i^{(l)}(\kappa_i^*) \equiv \begin{cases} (2 \cdot 3^i - 2^{i-l+2} \cdot 3^{l-1})\kappa_i^* & \text{for } l \neq 0 \\ (2 \cdot 3^i - 2^i)\kappa_0^* & \text{for } l = 0 \end{cases} \pmod{\pi}. \tag{A3}$$

Thus for a rational $\kappa_i^*/\pi = s/t$ with coprime integers s and t , we have

$$\gamma_i^{(l)}(\kappa_i^*) \equiv \begin{cases} \left(\frac{2 \cdot 3^i}{t} - \frac{2^{i-l+2} \cdot 3^{l-1}}{t} \right) s\pi & \text{for } l \neq 0 \\ \left(\frac{2 \cdot 3^i}{t} - \frac{2^i}{t} \right) s\pi & \text{for } l = 0 \end{cases} \pmod{\pi}. \tag{A4}$$

Now decompose t into $t = 2^\eta 3^\xi u$ where η , ξ , and u are integers and u is coprime to 2 and 3. Then we obtain

$$\gamma_i^{(l)}(\kappa_i^*) \equiv \begin{cases} \left(\frac{3^{i-\xi}}{2^{\eta-1}u} - \frac{2^{i-l+2-\eta}}{3^{\xi-l+1}u} \right) s\pi & \text{for } l \neq 0 \\ \left(\frac{3^{i-\xi}}{2^{\eta-1}u} - \frac{2^{i-\eta}}{3^\xi u} \right) s\pi & \text{for } l = 0 \end{cases} \pmod{\pi}. \tag{A5}$$

Since 3 and $2^\eta u$, and 2 and $3^\xi u$ are mutually prime integers, respectively, we have from the Euler theorem

$$\begin{aligned} 3^{\varphi(2^\eta u)} &\equiv 1 \pmod{2^\eta u}, \\ 2^{\varphi(3^\xi u)} &\equiv 1 \pmod{3^\xi u}. \end{aligned} \tag{A6}$$

Moreover, using relation (A2), we find

$$\begin{aligned} 3^{\varphi(2^\eta 3^\xi u)} &= (3^{\varphi(2^\eta u)})^{\varphi(3^\xi)} \equiv 1 \pmod{2^\eta u}, \\ 2^{\varphi(2^\eta 3^\xi u)} &= (2^{\varphi(3^\xi u)})^{\varphi(2^\eta)} \equiv 1 \pmod{3^\xi u}, \end{aligned} \tag{A7}$$

namely,

$$3^{\varphi(t)} \equiv 1 + 2^\eta u M, \quad 2^{\varphi(t)} \equiv 1 + 3^\xi u N \tag{A8}$$

with integers M and N . From Eq. (A8), we have

$$\begin{aligned} \gamma_{i+\varphi(t)}^{(l)}(\kappa_i^*) &= \left(\frac{3^{i+\varphi(t)-\xi}}{2^{\eta-1}u} - \frac{2^{i+\varphi(t)-l+2-\eta}}{3^{\xi-l+1}u} \right) s\pi \\ &= \left(\frac{3^{i-\xi}}{2^{\eta-1}u} - \frac{2^{i-l+2-\eta}}{3^{\xi-l+1}u} \right) s\pi + (2 \cdot 3^{i-\xi} M \\ &\quad - 2^{i-l+2-\eta} 3^{l-1} N) s\pi \\ &= \gamma_i^{(l)}(\kappa_i^*) + (2 \cdot 3^{i-\xi} M - 2^{i-l+2-\eta} 3^{l-1} N) s\pi \end{aligned} \tag{A9}$$

for $l \neq 0$ and

$$\begin{aligned} \gamma_{i+\varphi(t)}^{(l)}(\kappa_i^*) &= \left(\frac{3^{i+\varphi(t)-\xi}}{2^{\eta-1}u} - \frac{2^{i+\varphi(t)-\eta}}{3^\xi u} \right) s\pi \\ &= \left(\frac{3^{i-\xi}}{2^{\eta-1}u} - \frac{2^{i-\eta}}{3^\xi u} \right) s\pi + (2 \cdot 3^{i-\xi} M - 2^{i-\eta} N) s\pi \\ &= \gamma_i^{(l)}(\kappa_i^*) + (2 \cdot 3^{i-\xi} M - 2^{i-\eta} N) s\pi \end{aligned} \tag{A10}$$

for $l=0$. Therefore, we obtain Eq. (58) with $p = \varphi(t)$ for a sufficiently large i . Here note that $\varphi(t)$ is not the minimal period of $\gamma_i^{(l)}(\kappa_i^*)$ in general. Thus the minimal period p is a divisor of $\varphi(t)$.

- [1] V. V. Konotop, O. I. Yordanov, and I. V. Yurkevich, *Europhys. Lett.* **12**, 481 (1990).
- [2] X. Sun and D. L. Jaggard, *J. Appl. Phys.* **70**, 2500 (1991).
- [3] M. Bertolotti, P. Masciulli, and C. Sibilìa, *Opt. Lett.* **19**, 777 (1994).
- [4] M. Bertolotti, P. Masciulli, C. Sibilìa, F. Wijnands, and H. Hoekstra, *J. Opt. Soc. Am. B* **13**, 628 (1996).
- [5] A. V. Lavrinenko, S. V. Zhukovsky, K. S. Sandomirski, and S. V. Gaponenko, *Phys. Rev. E* **65**, 036621 (2002).
- [6] F. Chiadini, V. Fiumara, I. M. Pinto, and A. Scaglione, *Micro-wave Opt. Technol. Lett.* **37**, 339 (2003).
- [7] M. Yamanaka and M. Kohmoto, e-print arXiv:cond-mat/0410239.
- [8] N. Hatano, *J. Phys. Soc. Jpn.* **74**, 3093 (2005).
- [9] U. Sangawa, *IEICE Trans. Electron.* **E88-C(10)**, 1981 (2005).
- [10] S. Sengupta, A. Chakrabarti, and S. Chattopadhyay, *Physica B* **344**, 307 (2004).
- [11] S. Sengupta, A. Chakrabarti, and S. Chattopadhyay, *Phys. Rev. B* **71**, 134204 (2005).
- [12] M. Kohmoto, L. P. Kadanoff, and C. Tang, *Phys. Rev. Lett.* **50**, 1870 (1983).
- [13] M. Kohmoto and Y. Oono, *Phys. Lett.* **102A**, 145 (1984).
- [14] M. Kohmoto, B. Sutherland, and C. Tang, *Phys. Rev. B* **35**, 1020 (1987).
- [15] M. Kohmoto, B. Sutherland, and K. Iguchi, *Phys. Rev. Lett.* **58**, 2436 (1987).
- [16] W. Gellermann, M. Kohmoto, B. Sutherland, and P. C. Taylor, *Phys. Rev. Lett.* **72**, 633 (1994).
- [17] T. Hattori, N. Tsurumachi, S. Kawato, and H. Nakatsuka, *Phys. Rev. B* **50**, 4220 (1994).
- [18] M. W. Takeda, S. Kirihara, Y. Miyamoto, K. Sakoda, and K. Honda, *Phys. Rev. Lett.* **92**, 093902 (2004).
- [19] See, e.g., K. T. Alligood, T. D. Sauer, and J. A. Yorke, *Chaos: An Introduction to Dynamical Systems* (Springer, New York, 1996).
- [20] Layers B in C_j have j different lengths, $1/3^j, 1/3^{j-1}, \dots, 1/3$; thus in general they give j different transfer matrices, $\mathcal{T}(\kappa), \mathcal{T}(3\kappa), \dots, \mathcal{T}(3^{j-1}\kappa)$. But for $\kappa = n\pi/3^q$ with $j \geq q$, $\mathcal{T}(\delta)$'s in B 's larger than $1/3^{j-q}$ are equal to $\mathcal{T}(n\pi)$.
- [21] T. Y. Li and J. A. Yorke, *Am. Math. Monthly* **82**, 985 (1975).
- [22] R. M. May, *Nature (London)* **261**, 459 (1976).
- [23] M. J. Feigenbaum, *J. Stat. Phys.* **19**, 25 (1978).
- [24] M. J. Feigenbaum, *J. Stat. Phys.* **21**, 669 (1979).
- [25] See, e.g., L. P. Kadanoff, *Statistical Physics: Statics, Dynamics, and Renormalization* (World Scientific, Singapore, 2000).
- [26] M. Abramowitz and I. A. Stegun, *Handbook of Mathematical Functions* (Dover, New York, 1964), par. 24.3.2.