



Dossier technique du Crans

MISE EN PLACE D'UN RÉSEAU WIFI DANS LA RÉSIDENCE VOLTI DE L'ARPEJ
PAR LE CRANS



2018

Table des matières

1	Présentation générale du CRANS	2
2	Présentation technique du CRANS	2
3	Présentation des services	2
4	Etat des réseaux de la résidence	2
5	Couverture WiFi	3
6	Raccordement des bornes à chaque étage	4
7	Raccordement de chaque étage	4
8	Raccordement de la résidence au réseau principal du CRANS	6
9	Matériel utilisé pour le raccordement et coût	6
10	Calendrier de déploiement	6
A	Réseau Crans	7
B	HP 2530	8
C	HP 2930F	28
D	Unifi AC AP	48
E	NanoBeam AC Gen 2	61

Par le présent dossier, le CRANS présente les travaux qu'il compte réaliser au sein de la résidence ARPEJ Volti de Cachan.

1 Présentation générale du CRANS

Le CRANS est une association Loi 1901, fondée en 1998 par les élèves de l'ENS Cachan, aujourd'hui ENS Paris-Saclay. Depuis plus de 20 ans, l'association fournit un accès internet très haut débit, en filaire et en WiFi sur le campus de l'ENS : dans les logements des élèves et étudiants du CROUS, dans les locaux de l'ENS également, et dans les logements du Pavillon des Jardins.

L'association est ouverte à tous les résidents du campus. Elle fournit à ses membres un accès filaire, un accès WiFi sur l'ensemble du campus, et de nombreux services annexes à vie : mails, hébergements sécurisés de données, accès à un serveur, services d'impression H24, etc.

2 Présentation technique du CRANS

Au niveau technique, le CRANS dispose d'une connexion 1 Gb/sec, sur port 10 Gb/sec, ce qui permet un dépassement jusqu'à 10Gb/sec en cas de besoin, via un prestataire externe.

La connexion est ensuite distribuée par un réseau de switchs et de bornes. Le parc est relativement uniforme, les switchs sont de la gamme procurve de HP, et les bornes de la marque ubiquiti. Les réseaux filaires et WiFi sont des LANs, routés en sortie. Le réseau est sécurisé par plusieurs moyens : authentification radius en filaire et WiFi, parefeu en sortie, et système d'alerte et de monitoring. Le schéma complet du réseau du CRANS est disponible en Appendice A.

3 Présentation des services

Le Crans souhaite dans un premier temps fournir un accès WiFi très haut débit dans toute la résidence Volti, en option. A terme, il est envisageable que le CRANS gère également l'accès filaire.

A ce titre, le CRANS propose donc de mettre un matériel permettant cette évolutivité future.

4 Etat des réseaux de la résidence

La résidence Volti dispose d'un réseau filaire rj45. Chaque étage, y compris le rez-de-chaussée, dispose d'un local de brassage, dans lequel une baie est installée. L'ensemble des câbles des chambres arrivent sur une platine dite de brassage.

Des cheminements de câbles inter-étages permettront de faire passer les câbles nécessaires à la desserte. Une alimentation électrique est également disponible sur les multiprises de la baie à chaque étage.

5 Couverture WiFi



FIGURE 1 – Borne WiFi UAP AC PRO

Le Crans installera 4 points d'accès par étage, de manière symétrique, 2 de chaque côté de la porte coupe feu centrale, et 2 au rez-de-chaussée.

Le cablage sera réalisés dans les faux plafond en utilisant les passes-cables existants; qui ne sont pas remplis. Les points d'accès seront fixés sur le plafond en béton, derrière le faux plafond, voir Figure 2 ci-dessous.



FIGURE 2 – Borne WiFi UAP AC PRO en situation

Les points WiFi installés seront des UAP AC PRO, du constructeur Ubiquiti, voir Figure 1. Les spécifications techniques sont disponibles en Appendice D. Elles permettent d'atteindre des débits jusqu'à 1,3 Gb/sec, via la bande 5Ghz et la dernière norme AC qu'elles supportent.

6 Raccordement des bornes à chaque étage

Le Crans compte installer un switch POE 24 port par étage, dans la place disponible dans la baie de brassage (Figure 3). Les modèles 2530 - 24G (J9773A) et 2930 - 24G (JL261A) seront utilisés, ils ne font qu'une unité de large, et permettront si besoin de raccorder l'ensemble des prises ethernet RJ45 des étages. Leurs spécifications techniques et leur consommations électriques sont disponibles en Appendice B et Appendice C.



FIGURE 3 – Baie de brassage

Dans un premier temps, à chaque étage, les bornes seront reliées au switch CRANS de l'étage par des câbles RJ45 catégorie 5E, et alimentées électriquement en POE (Power Over Ethernet) par le switch. Cette configuration permettra éventuellement de rajouter des bornes plus tard, ou de brancher les prises filaires des chambres de la résidence.

7 Raccordement de chaque étage

Un switch "master" sera installé à l'arrivée de l'interconnexion du CRANS par pont wifi, décrite ci dessous. Il sera installé dans la baie du 8 ème étage, au contact de la toiture. De là, 8 câbles RJ45 catégorie 5E seront tirés et relieront ce switch aux switches de chaque étage.

Le réseau local ainsi formé est présenté en Figure 5. Les switches sont nommés en suivant la nomenclature actuelle au CRANS. "Backbone" fait référence au switch auquel est lié le pont WiFi coté CRANS.



FIGURE 4 – Réseau local de la résidence

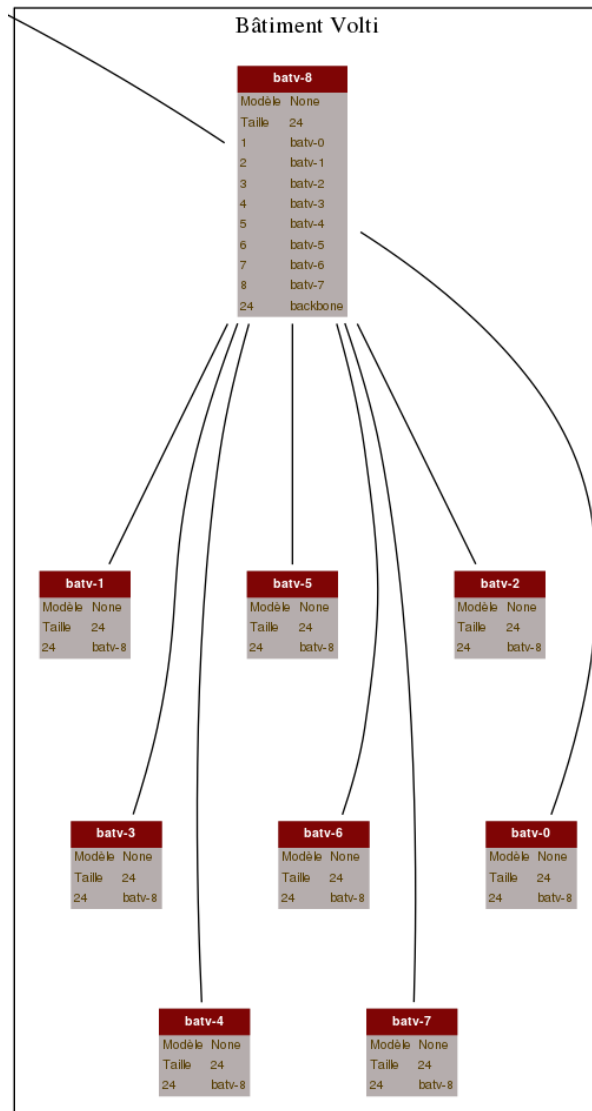



FIGURE 5 – Schéma du réseau local de la résidence prévu

8 Raccordement de la résidence au réseau principal du CRANS

Le réseau principal du CRANS est situé au 70 Rue Camilles Desmoulins, sur le campus du CROUS. Etant donné la proximité, le cout, et la rapidité de mise en oeuvre, nous avons choisi de relier les 2 sites avec 2 ponts WiFi 5 Ghz.

Le CRANS privilégie donc la pose de deux ponts WiFi en parallèle entre la batiment B du CROUS et la résidence (Figure 6a), afin de sécuriser l'accès. Le CRANS a déjà exploité par le passé avec succès des ponts WiFi de ce type, sans aucun souci. Sur le toit de l'arpej Volti, deux récepteurs WiFi 450 mb/sec seront installés. Ils seront alimentés et raccordés depuis le 8 ème, en suivant le cheminement existant des 2 paraboles déjà installées, via une entrée étanche dans le bâtiment (Figure 6b).



(a) Vue du campus de l'ENS depuis le toit de l'ARPEJ

(b) passage des cables du toit au dernier étage

Ces récepteurs seront des NanoBeam AC Gen 2. Leurs spécifications sont disponibles en Appendice E.

9 Matériel utilisé pour le raccordement et coût

Référence	Prix unitaire TTC	Quantité	Prix Total
HP 2530 24G POE +	784	8	6272
HP 2930F 24G POE +	920	1	920
Unifi AP AC PRO	116	34	4284
Unifi AP LR	82,2	34	2794
Unifi AP LITE	73,2	34	2488
NBE 5AC Gen2	94	4	376
Total			11512

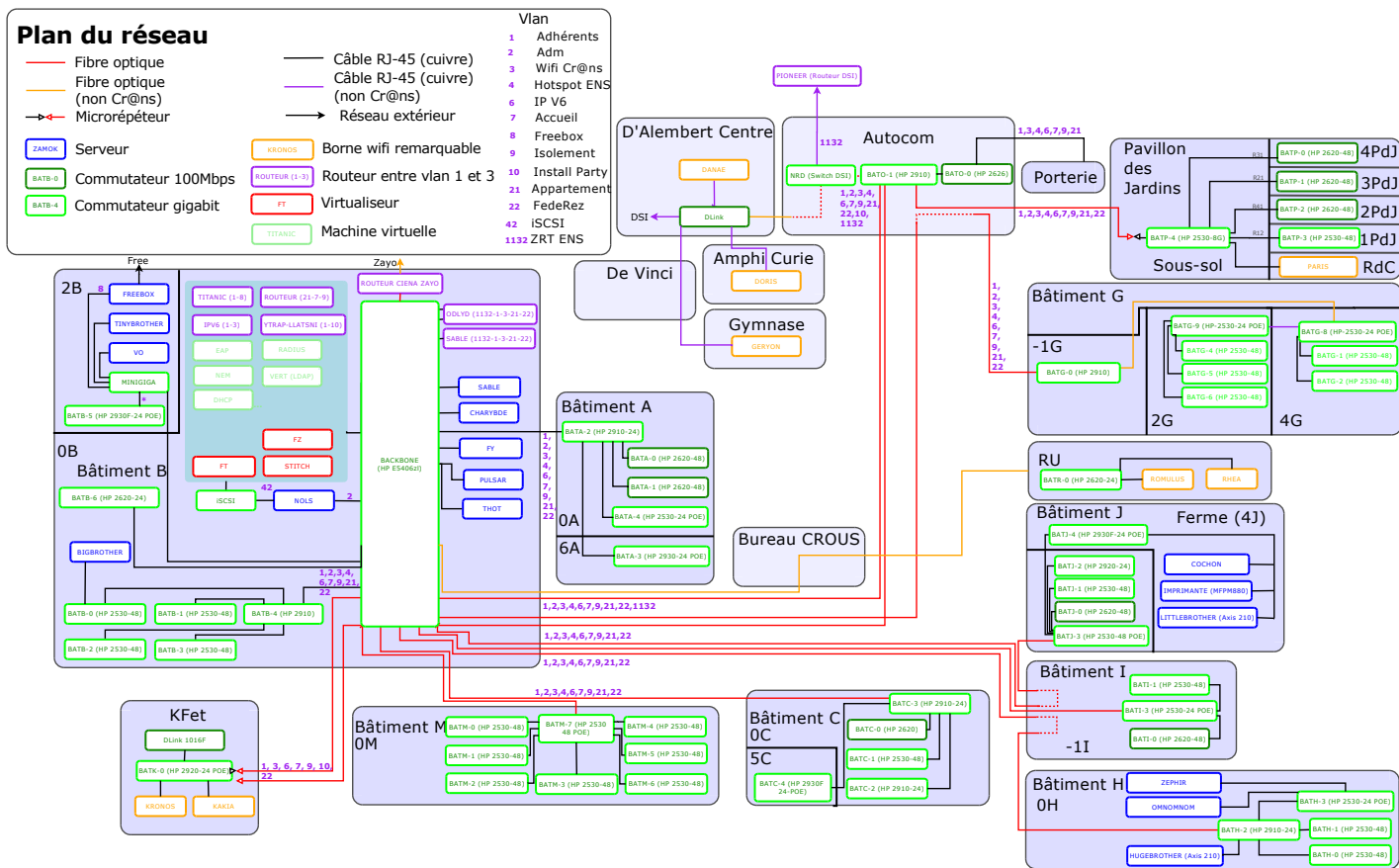
L'ensemble des coûts seront pris en charge par le CRANS, néanmoins, la mise en place d'une subvention d'un montant laissé à l'appréciation de l'ARPEJ pourrait aider l'association à assumer cet investissement.

10 Calendrier de déploiement

Le Crans prévoit une mise en service définitive du réseau dans la résidence, au plus tard le 1er septembre 2018.

La mise en place du réseau nécessitera entre 2 jours et une semaine d'intervention des bénévoles de l'association dans les locaux de la résidence Volti.

A Réseau Crans



DATA SHEET

ARUBA 2530 SWITCH SERIES

PRODUCT OVERVIEW

The Aruba 2530 Switch Series provides security, reliability, and ease of use for enterprises, branch offices, and SMBs. This series of fully managed switches delivers full Layer 2 capabilities with enhanced access security, ACLs, traffic prioritization, sFlow, and IPv6 host support. Right size deployment is simple with choice of 8-, 24-, and 48-port models available with Gigabit or Fast Ethernet ports, and optional PoE+. The 2530 delivers power savings with fanless models, Energy Efficient Ethernet, ability to disable LEDs and enable port low power mode.

The Aruba 2530 Switch Series is easy to use and deploy, and delivers consistent wired/wireless user experience with unified management tools such as Aruba ClearPass Policy Manager, Aruba AirWave and cloud-based Aruba Central.

The Aruba 2530 Switch Series offers uplink flexibility with four Gigabit Ethernet uplinks on 24- and 48-port models. The Gigabit 24- and 48-port models have four small form-factor pluggable (SFP) slots for fiber connectivity. The Fast Ethernet 24- and 48-port models have two SFPs and two RJ-45 Gigabit uplinks. The compact and fan-less 8-port switches offer additional flexibility with two dual-personality ports that can be used as either RJ-45 Gigabit Ethernet or SFP ports. The PoE+ switch models are IEEE 802.3af- and IEEE 802.3at-compliant with up to 30 W per port, making them suitable for voice, video, or wireless deployments with PoE+.

FEATURES AND BENEFITS

Unified Wired and Wireless

- ClearPass Policy Manager supports unified wired and wireless policies using Aruba ClearPass Policy Manager
- Switch auto-configuration automatically configures switch for different settings such as VLAN, CoS, PoE max power, and PoE priority when Aruba AP is detected
- User Role defines a set of switch-based policies in areas such as security, authentication, and QoS. A User Role can be assigned to a group of users or devices, using local switch configuration (YA only)



KEY FEATURES

- Cost-effective, reliable and secure Aruba Layer 2 switch series.
- ACLs, EEE, traffic prioritization.
- 8-, 24-, and 48-port Gigabit or Fast Ethernet models.
- PoE+ models for voice, video and wireless.
- Security and network management with Aruba ClearPass Policy Manager, AirWave and cloud-based Central

Quality of Service (QoS)

- Traffic prioritization (IEEE 802.1p) allows real-time traffic classification with support for eight priority levels mapped to either two or four queues, and uses weighted deficit round robin (WDRR) or strict priority
- Simplified quality of service (QoS) configuration
 - Port-based prioritizes traffic by specifying a port and priority level
 - VLAN-based prioritizes traffic by specifying a VLAN and priority level
- Class of Service (CoS) sets the IEEE 802.1p priority tag based on IP address, IP Type of Service (ToS), Layer 3 protocol, TCP/UDP port number, source port, and DiffServ
- Rate limiting establishes per-port ingress-enforced maximums for all ingress traffic or for broadcast, multicast, or unknown destination traffic
- Layer 4 prioritization enables prioritization based on TCP/UDP port numbers
- Flow control helps deliver reliable communication during full-duplex operation

Management

- Aruba Central support—Cloud-based management platform complies with RFC 7030 for encryption key enrollment
- Zero-Touch ProVisioning (ZTP) uses settings in DHCP to enable ZTP with Aruba AirWave
- Flexible management with same hardware – Supports both cloud-based Central and on-premise AirWave with the same hardware ensuring change management platform without ripping and replacing switching infrastructure
- Choice of management interfaces
 - HTML-based easy-to-use Web GUI allows configuration of the switch from any Web browser
 - Robust CLI provides advanced configuration and diagnostics
 - Simple network management protocol (SNMPv1/v2c/v3) allows the switch to be managed with a variety of third-party network management applications
- Virtual stacking provides single IP address management for up to 16 switches
- sFlow® (RFC 3176) delivers wire-speed traffic accounting and monitoring, configured by SNMP and CLI with three terminal encrypted receivers
- IEEE 802.1AB Link-Layer Discovery Protocol (LLDP) automates device discovery protocol for easy mapping by network management applications
- Logging provides local and remote logging of events via SNMP (v2c and v3) and syslog; provides log throttling and log filtering to reduce the number of log events generated
- Port mirroring allows traffic to be mirrored on any port or a network analyzer to assist with diagnostics or detecting network attacks
- Remote monitoring (RMON) provides advanced monitoring and reporting capabilities for statistics, history, alarms, and events
- Friendly port names allows assignment of descriptive names to ports
- Dual flash images provides independent primary and secondary operating system files for backup while upgrading
- Multiple configuration files are easily stored with a flash image
- Front-panel LEDs
 - Locator LEDs allows users to set the locator LED on a specific switch to turn on, blink, or turn off; and simplifies troubleshooting by making it easy to locate a particular switch within a rack of similar switches
 - Per-port LEDs provides an at-a-glance view of the status, activity, speed, and full-duplex operation
 - Power and fault LEDs display issues, if any

- Download Software via DHCP adds the option to specify the location of switch software via DHCP
- TR-069 support enables zero-touch configuration for switches

Connectivity

- IPv6
 - IPv6 host allows the switch to be deployed and managed at the edge of an IPv6 network
 - Dual stack (IPv4/IPv6) supports connectivity for both protocols; provides a transition mechanism from IPv4 to IPv6
 - MLD snooping forwards IPv6 multicast traffic to appropriate interface; prevents IPv6 multicast traffic from flooding the network
 - IPv6 ACL/QoS supports ACL and QoS for IPv6 network traffic on Gigabit and 48 port 10/100 models
 - Security RA Guard, DHCPv6 Protection, Dynamic IPv6 Lockdown (YA only)
- IEEE 802.3at Power over Ethernet (PoE+) provides up to 30 W per port that allows support of the latest PoE+ capable devices such as IP phones, wireless access points, and security cameras, as well as any IEEE 802.3af compliant end device; eliminates the cost of additional electrical cabling and circuits that would otherwise be necessary in IP phone and WLAN deployments
- Auto-MDIX adjusts automatically for straight-through or crossover cables on all ports
- Pre-standard PoE support detects and provides power to pre-standard PoE devices
- SFP slots provides fiber connectivity such as Gigabit-SX, LX, LH, and BX with four SFP slots on all 24- and 48-port Gigabit Ethernet models. Fast Ethernet 24- and 48-port models have two SFP slots and two RJ-45 Gigabit uplinks; 8-port models have two dual-personality ports supporting either SFP or RJ-45 Gigabit uplinks
- Dual-personality (RJ-45 or USB micro-B) serial console port gives easy access to switch CLI with front-of-switch location and the flexibility of using either an RJ-45 or USB micro-B serial console port

Layer 2 switching

- VLANs provides support for 512 VLANs and 4,094 VLAN IDs
- Jumbo packet support supports up to 9,220-byte frame size to improve the performance of large data transfers; 8- and 24-port Fast Ethernet models automatically support up to 2,000-byte frames with no configuration needed

- 16K MAC address table provides access to many Layer 2 devices
- GARP VLAN Registration Protocol allows automatic learning and dynamic assignment of VLANs
- Rapid Per-VLAN Spanning Tree (RPVST+) allows each VLAN to build a separate spanning tree to improve link bandwidth usage; is compatible with PVST+

Security

- ACLs accommodates IPv4/IPv6 port and VLAN-based ACLs (IPv6 ACL is supported only on Gigabit Ethernet and 48-port models.)
- Source-port filtering allows only specified ports to communicate with each other
- RADIUS/TACACS+ eases switch management security administration by using a password authentication server
- Secure Sockets Layer (SSL) encrypts all HTTP traffic, allowing secure access to the browser-based management GUI in the switch
- Port security allows access only to specified MAC addresses, which can be learned or specified by the administrator
- MAC address lockout prevents particular configured MAC addresses from connecting to the network
- Multiple user authentication methods
 - IEEE 802.1X uses an IEEE 802.1X supplicant on the client in conjunction with a RADIUS server to authenticate in accordance with industry standards
 - Web-based authentication provides a browser-based environment, similar to IEEE 802.1X, to authenticate clients that do not support the IEEE 802.1X supplicant
 - MAC-based authentication authenticates the client with the RADIUS server based on the client's MAC address
- Secure shell (SSH) v2 encrypts all transmitted data for secure remote CLI access over IP networks
- Secure shell encrypts all transmitted data for secure remote CLI access over IP networks
- STP BPDU port protection blocks Bridge Protocol Data Units (BPDUs) on ports that do not require BPDUs, preventing forged BPDU attacks
- STP root guard protects the root bridge from malicious attacks or configuration mistakes
- Secure management access delivers protected encryption of all access methods (CLI, GUI, or MIB) through SSHv2 and SNMPv3
- Custom banner displays security policy when users log in to the switch

- Secure FTP allows secure file transfer to and from the switch; protects against unwanted file downloads or unauthorized copying of a switch configuration file
- Protected ports CLI offers intuitive CLI to configure the source-port filter feature, by allowing specified ports to be isolated from all other ports on the switch; the protected port or ports can communicate only with the uplink or shared resources
- Authentication flexibility
 - Multiple IEEE 802.1X users per port provides authentication for up to 32 IEEE 802.1X users per port; prevents a user from "piggybacking" on another user's IEEE 802.1X authentication
 - Concurrent IEEE 802.1X and Web or MAC authentication schemes per port allows a switch port to accept any IEEE 802.1X and either Web or MAC authentications
- Switch management logon security helps secure switch CLI logon by optionally requiring either RADIUS or TACACS+ authentication
- DHCP protection blocks DHCP packets from unauthorized DHCP servers, preventing denial-of-service attacks
- Dynamic ARP protection blocks ARP broadcasts from unauthorized hosts, preventing eavesdropping or theft of network data
- Dynamic IP lockdown works with DHCP protection to block traffic from unauthorized hosts, preventing IP source address spoofing
- MAC Pinning allows non-chatty legacy devices to stay authenticated by pinning client MAC addresses to the port until the clients logoff or get disconnected

Convergence

- IEEE 802.1AB Link Layer Discovery Protocol (LLDP) facilitates easy mapping using network management applications with LLDP automated device discovery protocol
- LLDP-MED (Media Endpoint Discovery) defines a standard extension of LLDP that stores values for parameters such as QoS and VLAN to automatically configure network devices such as IP phones
- IP multicast (data-driven IGMP) prevents flooding of IP multicast traffic
- PoE and PoE+ allocations support multiple methods—automatic, IEEE 802.3at dynamic, LLDP-MED fine grain, IEEE 802.3af device class, or user specified—to allocate and manage PoE/PoE+ power for more efficient energy use
- Voice VLAN uses LLDP-MED to automatically configure a VLAN for IP phones

- IP multicast (data-driven IGMPv3) prevents flooding of IP multicast traffic
- LLDP-CDP compatibility receives and recognizes CDP packets from Cisco's IP phones for seamless interoperation
- Local MAC Authentication assigns attributes such as VLAN and QoS using locally configured profile that can be a list of MAC prefixes Unified Wired and Wireless
- HTTP redirect function supports HPE Intelligent Management Center (IMC) bring your own device (BYOD) solution

Resiliency and high availability

- Port trunking and link aggregation
 - Trunking supports up to eight links per trunk to increase bandwidth and create redundant connections; and supports L2, L3, and L4 trunk load-balancing algorithm (L4 trunk load balancing is supported only on Gigabit Ethernet and 48-port models.)
 - IEEE 802.3ad Link Aggregation Control Protocol (LACP) eases configuration of trunks through automatic configuration
- IEEE 802.1s Multiple Spanning Tree provides high link availability in multiple VLAN environments by allowing multiple spanning trees; provides legacy support for IEEE 802.1d and IEEE 802.1w
- SmartLink provides easy-to-configure link redundancy of active and standby links

Product architecture

- Energy-efficient design
 - IEEE 802.3az reduces power consumption during periods of low data activity on Gigabit Ethernet switches
 - Port low-power mode enables the port to automatically go into low-power mode to conserve energy when no link is detected
 - Fan-less and variable-speed fans decreases power consumption in fan-less (all 8-port, 2530-24, and 2530-48 PoE+ switches) as well as variable-speed fan switches
 - Port LEDs conserves energy by optionally turning off port link and activity LEDs
- Switch on a chip provides a highly integrated, high-performance switch design with a nonblocking architecture

Flexibility

- Flexible mounting
 - Rack mountable allows the switch to be mounted on a standard 19-inch rack, with the hardware included
 - Wall mountable allows the switch to be mounted on a wall, using the hardware included
 - Surface mountable allows the switch to be mounted above or below a surface (such as a desk or table), using the hardware included
- Quiet operation lowers noise, making it suitable for deployments in acoustically sensitive environments such as conference rooms and office spaces
- Compact size reduces space requirements (refer to the product specifications for the exact dimensions)

Warranty and support

- Limited Lifetime Warranty
See www.hpe.com/networking/warrantysummary for warranty and support information included with your product purchase.

Software releases

- To find software for your product, refer to www.hpe.com/networking/support; for details on the software releases available with your product purchase, refer to www.hpe.com/networking/warrantysummary

SPECIFICATIONS			
	Aruba 2530-48G-PoE+ Switch (J9772A)	Aruba 2530-24G-PoE+ Switch (J9773A)	Aruba 2530-8G-PoE+ Switch (J9774A)
I/O ports and slots			
	48 RJ-45 autosensing 10/100/1000 PoE+ ports (IEEE 802.3 Type 10BASE-T, IEEE 802.3u Type 100BASE-TX, IEEE 802.3ab Type 1000BASE-T, IEEE 802.3at PoE+); Media Type: Auto-MDIX; Duplex: 10BASE-T/100BASE-TX: half or full; 1000BASE-T: full only 4 fixed Gigabit Ethernet SFP ports 1 dual-personality (RJ-45 or USB micro-B) serial console port	24 RJ-45 autosensing 10/100/1000 PoE+ ports (IEEE 802.3 Type 10BASE-T, IEEE 802.3u Type 100BASE-TX, IEEE 802.3ab Type 1000BASE-T, IEEE 802.3at PoE+); Media Type: Auto-MDIX; Duplex: 10BASE-T/100BASE-TX: half or full; 1000BASE-T: full only 4 fixed Gigabit Ethernet SFP ports 1 dual-personality (RJ-45 or USB micro-B) serial console port	8 RJ-45 autosensing 10/100/1000 PoE+ ports (IEEE 802.3 Type 10BASE-T, IEEE 802.3u Type 100BASE-TX, IEEE 802.3ab Type 1000BASE-T, IEEE 802.3at PoE+); Media Type: Auto-MDIX; Duplex: 10BASE-T/100BASE-TX: half or full; 1000BASE-T: full only 2 dual-personality ports; each port can be used as either an RJ-45 10/100/1000 port (IEEE 802.3 Type 10Base-T; IEEE 802.3u Type 100Base-TX; IEEE 802.3ab 1000Base-T Gigabit Ethernet) or as a SFP slot (for use with SFP transceivers) 1 dual-personality (RJ-45 or USB micro-B) serial console port
Physical characteristics			
Dimensions	17.44 (w) x 13.00 (d) x 1.75 (h) in (44.3 x 32.26 x 4.45 cm) (1U height)	17.44 (w) x 13.00 (d) x 1.75 (h) in (44.3 x 33.02 x 4.45 cm) (1U height)	10.00(w) x 6.28(d) x 1.75(h) in (25.4 x 15.95 x 4.45 cm) (1U height)
Weight	10.4 lb (4.72 kg)	8.7 lb (3.95 kg)	2.2 lb (1 kg)
Memory and processor			
Processor	ARM9E @ 800 MHz, 128 MB flash, 256 MB DDR3 DIMM; packet buffer size: 3 MB dynamically allocated	ARM9E @ 800 MHz, 128 MB flash, 256 MB DDR3 DIMM; packet buffer size: 1.5 MB dynamically allocated	ARM9E @ 800 MHz, 128 MB flash, 256 MB DDR3 DIMM; packet buffer size: 1.5 MB dynamically allocated
Mounting and enclosure			
	Mounts in an EIA-standard 19-inch telco rack or equipment cabinet (rack-mounting kit available); Horizontal surface mounting; Wall mounting	Mounts in an EIA-standard 19-inch telco rack or equipment cabinet (rack-mounting kit available); Horizontal surface mounting; Wall mounting	Mounts in an EIA-standard 19-inch telco rack or equipment cabinet (rack-mounting kit available); Horizontal surface mounting; Wall mounting
Performance			
	IPv6 Ready Certified	IPv6 Ready Certified	IPv6 Ready Certified
100 Mb Latency	< 7.4 μs (LIFO 64-byte packets)	< 7.4 μs (LIFO 64-byte packets)	< 7.4 μs (LIFO 64-byte packets)
1000 Mb Latency	< 2.3 μs (LIFO 64-byte packets)	< 2.3 μs (LIFO 64-byte packets)	< 2.6 μs (LIFO 64-byte packets)
Throughput	up to 77.3 Mpps (64-byte packets)	up to 41.6 Mpps (64-byte packets)	up to 14.8 Mpps (64-byte packets)
Switching capacity	104 Gbps	56 Gbps	20 Gbps
MAC address table size	16000 entries	16000 entries	16000 entries

SPECIFICATIONS			
	Aruba 2530-48G-PoE+ Switch (J9772A)	Aruba 2530-24G-PoE+ Switch (J9773A)	Aruba 2530-8G-PoE+ Switch (J9774A)
Environment			
Operating temperature	32°F to 113°F (0°C to 45°C)	32°F to 113°F (0°C to 45°C)	32°F to 113°F (0°C to 45°C)
Operating relative humidity	15% to 95% @ 104°F (40°C), noncondensing	15% to 95% @ 104°F (40°C), noncondensing	15% to 95% @ 104°F (40°C), noncondensing
Nonoperating/Storage temperature	-40°F to 158°F (-40°C to 70°C)	-40°F to 158°F (-40°C to 70°C)	-40°F to 158°F (-40°C to 70°C)
Nonoperating/Storage relative humidity	15% to 90% @ 149°F (65°C), noncondensing	15% to 90% @ 149°F (65°C), noncondensing	15% to 90% @ 149°F (65°C), noncondensing
Altitude	up to 10,000 ft (3 km)	up to 10,000 ft (3 km)	up to 10,000 ft (3 km)
Acoustic	Power: 43.6 dB, Pressure: 33.6 dB	Power: 43.9 dB, Pressure: 39.6 dB	Power: 0 dB, Pressure: 0 dB
Electrical characteristics			
Frequency	50/60 Hz	50/60 Hz	50/60 Hz
Maximum heat dissipation	236 BTU/hr (248.98 kJ/hr), (switch only: 236 BTU/hr; combined switch + max. PoE devices: 1624 BTU/hr)	135 BTU/hr (142.42 kJ/hr), (switch only: 135 BTU/hr; combined switch + max. PoE devices: 843 BTU/hr)	65 BTU/hr (68.58 kJ/hr), (switch only: 65 BTU/hr; combined switch + max. PoE devices: 293 BTU/hr)
AC voltage	100 - 127/200 - 240 VAC	100 - 127/200 - 240 VAC	100 - 127/200 - 240 VAC
Current	5.8/2.9 A	3.2/1.6 A	1.4 A
Maximum power rating	476 W	247 W	86 W
Idle power	40.1 W	25.2 W	13.4 W
PoE power	382 W	195 W	67 W
Notes	<p>Idle power is the actual power consumption of the device with no ports connected.</p> <p>Maximum power rating and maximum heat dissipation are the worst-case theoretical maximum numbers provided for planning the infrastructure with fully loaded PoE (if equipped), 100% traffic, all ports plugged in, and all modules populated.</p> <p>PoE power is the total power budget available to all PoE ports.</p>	<p>Idle power is the actual power consumption of the device with no ports connected.</p> <p>Maximum power rating and maximum heat dissipation are the worst-case theoretical maximum numbers provided for planning the infrastructure with fully loaded PoE (if equipped), 100% traffic, all ports plugged in, and all modules populated.</p> <p>PoE power is the total power budget available to all PoE ports.</p>	<p>Idle power is the actual power consumption of the device with no ports connected.</p> <p>Maximum power rating and maximum heat dissipation are the worst-case theoretical maximum numbers provided for planning the infrastructure with fully loaded PoE (if equipped), 100% traffic, all ports plugged in, and all modules populated.</p> <p>PoE power is the total power budget available to all PoE ports.</p>
Safety			
	UL 60950-1; CAN/CSA 22.2 No. 60950-1; EN 60825; IEC 60950-1; EN 60950-1	UL 60950-1; CAN/CSA 22.2 No. 60950-1; EN 60825; IEC 60950-1; EN 60950-1	UL 60950-1; CAN/CSA 22.2 No. 60950-1; EN 60825; IEC 60950-1; EN 60950-1
Emissions			
	FCC Class A; EN 55022/CISPR-22 Class A; VCCI Class A	FCC Class A; EN 55022/CISPR-22 Class A; VCCI Class A	FCC Class A; EN 55022/CISPR-22 Class A; VCCI Class A

SPECIFICATIONS			
	Aruba 2530-48G-PoE+ Switch (J9772A)	Aruba 2530-24G-PoE+ Switch (J9773A)	Aruba 2530-8G-PoE+ Switch (J9774A)
Immunity			
Generic	EN 55024, CISPR 24	EN 55024, CISPR 24	EN 55024, CISPR 24
EN	EN 55024, CISPR 24	EN 55024, CISPR 24	EN 55024, CISPR 24
ESD	IEC 61000-4-2	IEC 61000-4-2	IEC 61000-4-2
Radiated	IEC 61000-4-3	IEC 61000-4-3	IEC 61000-4-3
EFT/Burst	IEC 61000-4-4	IEC 61000-4-4	IEC 61000-4-4
Surge	IEC 61000-4-5	IEC 61000-4-5	IEC 61000-4-5
Conducted	IEC 61000-4-6	IEC 61000-4-6	IEC 61000-4-6
Power frequency magnetic field	IEC 61000-4-8	IEC 61000-4-8	IEC 61000-4-8
Voltage dips and interruptions	IEC 61000-4-11	IEC 61000-4-11	IEC 61000-4-11
Harmonics	EN 61000-3-2, IEC 61000-3-2	EN 61000-3-2, IEC 61000-3-2	EN 61000-3-2, IEC 61000-3-2
Flicker	EN 61000-3-3, IEC 61000-3-3	EN 61000-3-3, IEC 61000-3-3	EN 61000-3-3, IEC 61000-3-3
Management			
	Aruba Central and Aruba AirWave Network Management; IMC—Intelligent Management Center; command-line interface; Web browser; configuration menu; out-of-band management (serial RS-232C or Micro USB); IEEE 802.3 Ethernet MIB; Repeater MIB; Ethernet Interface MIB AirWave Network Management	Aruba Central and Aruba AirWave Network Management; IMC—Intelligent Management Center; command-line interface; Web browser; configuration menu; out-of-band management (serial RS-232C or Micro USB); IEEE 802.3 Ethernet MIB; Repeater MIB; Ethernet Interface MIB AirWave Network Management	Aruba Central and Aruba AirWave Network Management; IMC—Intelligent Management Center; command-line interface; Web browser; configuration menu; out-of-band management (serial RS-232C or Micro USB); IEEE 802.3 Ethernet MIB; Repeater MIB; Ethernet Interface MIB AirWave Network Management
Notes			
	IEEE 802.3az applies to Gigabit models only; IEEE 802.3at and IEEE 802.3af apply to PoE+ models only. When using SFPs with this product, SFPs with revision "B" or later (product number ends with the letter "B" or later, e.g., J4858B, J4859C) are required.	IEEE 802.3az applies to Gigabit models only; IEEE 802.3at and IEEE 802.3af apply to PoE+ models only. When using SFPs with this product, SFPs with revision "B" or later (product number ends with the letter "B" or later, e.g., J4858B, J4859C) are required.	IEEE 802.3az applies to Gigabit models only; IEEE 802.3at and IEEE 802.3af apply to PoE+ models only. When using SFPs with this product, SFPs with revision "B" or later (product number ends with the letter "B" or later, e.g., J4858B, J4859C) are required.
Services			
	Refer to the Hewlett Packard Enterprise website at www.hpe.com/networking/services for details on the service-level descriptions and product numbers. For details about services and response times in your area, please contact your local Hewlett Packard Enterprise sales office.	Refer to the Hewlett Packard Enterprise website at www.hpe.com/networking/services for details on the service-level descriptions and product numbers. For details about services and response times in your area, please contact your local Hewlett Packard Enterprise sales office.	Refer to the Hewlett Packard Enterprise website at www.hpe.com/networking/services for details on the service-level descriptions and product numbers. For details about services and response times in your area, please contact your local Hewlett Packard Enterprise sales office.

SPECIFICATIONS			
	Aruba 2530-48-PoE+ Switch (J9778A)	Aruba 2530-24-PoE+ Switch (J9779A)	Aruba 2530-8-PoE+ Switch (J9780A)
I/O ports and slots			
	<p>48 RJ-45 autosensing 10/100 PoE+ ports (IEEE 802.3 Type 10BASE-T, IEEE 802.3u Type 100BASE-TX, IEEE 802.3at PoE+); Media Type: Auto-MDIX; Duplex: half or full</p> <p>2 autosensing 10/100/1000 ports (IEEE 802.3 Type 10BASE-T, IEEE 802.3u Type 100BASE-TX, IEEE 802.3ab Type 1000BASE-T); Duplex: 10BASE-T/100BASE-TX: half or full; 1000BASE-T: full only</p> <p>2 fixed Gigabit Ethernet SFP ports</p> <p>1 dual-personality (RJ-45 or USB micro-B) serial console port</p>	<p>24 RJ-45 autosensing 10/100 PoE+ ports (IEEE 802.3 Type 10BASE-T, IEEE 802.3u Type 100BASE-TX, IEEE 802.3at PoE+); Media Type: Auto-MDIX; Duplex: half or full</p> <p>2 autosensing 10/100/1000 ports (IEEE 802.3 Type 10BASE-T, IEEE 802.3u Type 100BASE-TX, IEEE 802.3ab Type 1000BASE-T); Duplex: 10BASE-T/100BASE-TX: half or full; 1000BASE-T: full only</p> <p>2 fixed Gigabit Ethernet SFP ports</p> <p>1 dual-personality (RJ-45 or USB micro-B) serial console port</p>	<p>8 RJ-45 autosensing 10/100 PoE+ ports (IEEE 802.3 Type 10BASE-T, IEEE 802.3u Type 100BASE-TX, IEEE 802.3at PoE+); Media Type: Auto-MDIX; Duplex: half or full</p> <p>2 dual-personality ports; each port can be used as either an RJ-45 10/100/1000 port (IEEE 802.3 Type 10Base-T; IEEE 802.3u Type 100Base-TX; IEEE 802.3ab 1000Base-T Gigabit Ethernet) or as a SFP slot (for use with SFP transceivers) ports</p> <p>1 dual-personality (RJ-45 or USB micro-B) serial console port</p>
Physical characteristics			
Dimensions	17.40 (w) x 12.70 (d) x 1.75 (h) in (44.2 x 32.26 x 4.45 cm) (1U height)	17.40 (w) x 12.70 (d) x 1.75 (h) in (44.2 x 32.26 x 4.45 cm) (1U height)	10.00 (w) x 6.28 (d) x 1.75 (h) in (25.4 x 15.95 x 4.45 cm) (1U height)
Weight	10.1 lb (4.58 kg)	8.4 lb (3.81 kg)	2.0 lb (0.91 kg)
Memory and processor			
Processor	ARM9E @ 800 MHz, 128 MB flash, 256 MB DDR3 DIMM; packet buffer size: 3 MB dynamically allocated	ARM9E @ 800 MHz, 128 MB flash, 256 MB DDR3 DIMM; packet buffer size: 1.5 MB dynamically allocated	ARM9E @ 800 MHz, 128 MB flash, 256 MB DDR3 DIMM; packet buffer size: 1.5 MB dynamically allocated
Mounting and enclosure			
	Mounts in an EIA-standard 19-inch telco rack or equipment cabinet (rack-mounting kit available); Horizontal surface mounting; Wall mounting	Mounts in an EIA-standard 19-inch telco rack or equipment cabinet (rack-mounting kit available); Horizontal surface mounting; Wall mounting	Mounts in an EIA-standard 19-inch telco rack or equipment cabinet (rack-mounting kit available); Horizontal surface mounting; Wall mounting
Performance			
	IPv6 Ready Certified	IPv6 Ready Certified	IPv6 Ready Certified
100 Mb Latency	< 6.6 μs (LIFO 64-byte packets)	< 1.7 μs (LIFO 64-byte packets)	< 1.3 μs (LIFO 64-byte packets)
1000 Mb Latency	< 2.2 μs (LIFO 64-byte packets)	< 1.1 μs (LIFO 64-byte packets)	< 1.3 μs (LIFO 64-byte packets)
Throughput	up to 13 Mpps (64-byte packets)	up to 9.5 Mpps (64-byte packets)	up to 4.1 Mpps (64-byte packets)
Switching capacity	17.6 Gbps	12.8 Gbps	5.6 Gbps
MAC address table size	16000 entries	16000 entries	16000 entries

SPECIFICATIONS			
	Aruba 2530-48-PoE+ Switch (J9778A)	Aruba 2530-24-PoE+ Switch (J9779A)	Aruba 2530-8-PoE+ Switch (J9780A)
Environment			
Operating temperature	32°F to 113°F (0°C to 45°C)	32°F to 113°F (0°C to 45°C)	32°F to 113°F (0°C to 45°C)
Operating relative humidity	15% to 95% @ 104°F (40°C), noncondensing	15% to 95% @ 104°F (40°C), noncondensing	15% to 95% @ 104°F (40°C), noncondensing
Nonoperating/Storage temperature	-40°F to 158°F (-40°C to 70°C)	-40°F to 158°F (-40°C to 70°C)	-40°F to 158°F (-40°C to 70°C)
Nonoperating/Storage relative humidity	15% to 90% @ 149°F (65°C), noncondensing	15% to 90% @ 149°F (65°C), noncondensing	15% to 90% @ 149°F (65°C), noncondensing
Altitude	up to 10,000 ft (3 km)	up to 10,000 ft (3 km)	up to 10,000 ft (3 km)
Acoustic	Power: 37.9 dB, Pressure: 31.8 dB	Power: 40.4 dB, Pressure: 31.7 dB	Power: 0 dB, Pressure: 0 dB
Electrical characteristics			
Frequency	50/60 Hz	50/60 Hz	50/60 Hz
Maximum heat dissipation	170 BTU/hr (179.35 kJ/hr), (switch only: 170 BTU/hr; combined switch + max. PoE devices: 1505 BTU/hr)	99 BTU/hr (104.45 kJ/hr), (switch only: 99 BTU/hr; combined switch + max. PoE devices: 809 BTU/hr)	29 BTU/hr (30.6 kJ/hr), (switch only: 29 BTU/hr; combined switch + max. PoE devices: 262 BTU/hr)
AC voltage	100 - 127/200 - 240 VAC	100 - 127/200 - 240 VAC	100 - 127/200 - 240 VAC
Current	5.2/2.6 A	2.8/1.4 A	1.4 A
Maximum power rating	441 W	237 W	76.7 W
Idle power	37.5 W	21.8 W	5.8 W
PoE power	382 W	195 W	67 W
Notes	<p>Idle power is the actual power consumption of the device with no ports connected.</p> <p>Maximum power rating and maximum heat dissipation are the worst-case theoretical maximum numbers provided for planning the infrastructure with fully loaded PoE (if equipped), 100% traffic, all ports plugged in, and all modules populated.</p> <p>PoE power is the total power budget available to all PoE ports.</p>	<p>Idle power is the actual power consumption of the device with no ports connected.</p> <p>Maximum power rating and maximum heat dissipation are the worst-case theoretical maximum numbers provided for planning the infrastructure with fully loaded PoE (if equipped), 100% traffic, all ports plugged in, and all modules populated.</p> <p>PoE power is the total power budget available to all PoE ports.</p>	<p>Idle power is the actual power consumption of the device with no ports connected.</p> <p>Maximum power rating and maximum heat dissipation are the worst-case theoretical maximum numbers provided for planning the infrastructure with fully loaded PoE (if equipped), 100% traffic, all ports plugged in, and all modules populated.</p> <p>PoE power is the total power budget available to all PoE ports.</p>
Safety			
	UL 60950-1; CAN/CSA 22.2 No. 60950-1; EN 60825; IEC 60950-1; EN 60950-1	UL 60950-1; CAN/CSA 22.2 No. 60950-1; EN 60825; IEC 60950-1; EN 60950-1	UL 60950-1; CAN/CSA 22.2 No. 60950-1; EN 60825; IEC 60950-1; EN 60950-1
Emissions			
	FCC Class A; EN 55022/CISPR-22 Class A; VCCI Class A	FCC Class A; EN 55022/CISPR-22 Class A; VCCI Class A	FCC Class A; EN 55022/CISPR-22 Class A; VCCI Class A

SPECIFICATIONS			
	Aruba 2530-48-PoE+ Switch (J9778A)	Aruba 2530-24-PoE+ Switch (J9779A)	Aruba 2530-8-PoE+ Switch (J9780A)
Immunity			
Generic	EN 55024, CISPR 24	EN 55024, CISPR 24	EN 55024, CISPR 24
EN	EN 55024, CISPR 24	EN 55024, CISPR 24	EN 55024, CISPR 24
ESD	IEC 61000-4-2	IEC 61000-4-2	IEC 61000-4-2
Radiated	IEC 61000-4-3	IEC 61000-4-3	IEC 61000-4-3
EFT/Burst	IEC 61000-4-4	IEC 61000-4-4	IEC 61000-4-4
Surge	IEC 61000-4-5	IEC 61000-4-5	IEC 61000-4-5
Conducted	IEC 61000-4-6	IEC 61000-4-6	IEC 61000-4-6
Power frequency magnetic field	IEC 61000-4-8	IEC 61000-4-8	IEC 61000-4-8
Voltage dips and interruptions	IEC 61000-4-11	IEC 61000-4-11	IEC 61000-4-11
Harmonics	EN 61000-3-2, IEC 61000-3-2	EN 61000-3-2, IEC 61000-3-2	EN 61000-3-2, IEC 61000-3-2
Flicker	EN 61000-3-3, IEC 61000-3-3	EN 61000-3-3, IEC 61000-3-3	EN 61000-3-3, IEC 61000-3-3
Management			
	Aruba Central and Aruba AirWave Network Management; IMC—Intelligent Management Center; command-line interface; Web browser; configuration menu; out-of-band management (serial RS-232C or Micro USB); IEEE 802.3 Ethernet MIB; Repeater MIB; Ethernet Interface MIB AirWave Network Management	Aruba Central and Aruba AirWave Network Management; IMC—Intelligent Management Center; command-line interface; Web browser; configuration menu; out-of-band management (serial RS-232C or Micro USB); IEEE 802.3 Ethernet MIB; Repeater MIB; Ethernet Interface MIB AirWave Network Management	Aruba Central and Aruba AirWave Network Management; IMC—Intelligent Management Center; command-line interface; Web browser; configuration menu; out-of-band management (serial RS-232C or Micro USB); IEEE 802.3 Ethernet MIB; Repeater MIB; Ethernet Interface MIB AirWave Network Management
Notes			
	IEEE 802.3az applies to Gigabit models only; IEEE 802.3at and IEEE 802.3af apply to PoE+ models only. When using SFPs with this product, SFPs with revision "B" or later (product number ends with the letter "B" or later, e.g., J4858B, J4859C) are required.	IEEE 802.3az applies to Gigabit models only; IEEE 802.3at and IEEE 802.3af apply to PoE+ models only. When using SFPs with this product, SFPs with revision "B" or later (product number ends with the letter "B" or later, e.g., J4858B, J4859C) are required.	IEEE 802.3az applies to Gigabit models only; IEEE 802.3at and IEEE 802.3af apply to PoE+ models only. When using SFPs with this product, SFPs with revision "B" or later (product number ends with the letter "B" or later, e.g., J4858B, J4859C) are required.
Services			
	Refer to the Hewlett Packard Enterprise website at www.hpe.com/networking/services for details on the service-level descriptions and product numbers. For details about services and response times in your area, please contact your local Hewlett Packard Enterprise sales office.	Refer to the Hewlett Packard Enterprise website at www.hpe.com/networking/services for details on the service-level descriptions and product numbers. For details about services and response times in your area, please contact your local Hewlett Packard Enterprise sales office.	Refer to the Hewlett Packard Enterprise website at www.hpe.com/networking/services for details on the service-level descriptions and product numbers. For details about services and response times in your area, please contact your local Hewlett Packard Enterprise sales office.

SPECIFICATIONS			
	Aruba 2530-48G Switch (J9775A)	Aruba 2530-24G Switch (J9776A)	Aruba 2530-8G Switch (J9777A)
I/O ports and slots			
	48 RJ-45 autosensing 10/100/1000 ports (IEEE 802.3 Type 10BASE-T, IEEE 802.3u Type 100BASE-TX, IEEE 802.3ab Type 1000BASE-T); Duplex: 10BASE-T/100BASE-TX: half or full; 1000BASE-T: full only 4 fixed Gigabit Ethernet SFP ports 1 dual-personality (RJ-45 or USB micro-B) serial console port	24 RJ-45 autosensing 10/100/1000 ports (IEEE 802.3 Type 10BASE-T, IEEE 802.3u Type 100BASE-TX, IEEE 802.3ab Type 1000BASE-T); Duplex: 10BASE-T/100BASE-TX: half or full; 1000BASE-T: full only 4 fixed Gigabit Ethernet SFP ports 1 dual-personality (RJ-45 or USB micro-B) serial console port	8 RJ-45 autosensing 10/100/1000 ports (IEEE 802.3 Type 10BASE-T, IEEE 802.3u Type 100BASE-TX, IEEE 802.3ab Type 1000BASE-T); Media Type: Auto-MDIX; Duplex: 10BASE-T/100BASE-TX: half or full; 1000BASE-T: full only 2 dual-personality ports; each port can be used as either an RJ-45 10/100/1000 port (IEEE 802.3 Type 10Base-T; IEEE 802.3u Type 100Base-TX; IEEE 802.3ab 1000Base-T Gigabit Ethernet) or as a SFP slot (for use with SFP transceivers) ports 1 dual-personality (RJ-45 or USB micro-B) serial console port
Physical characteristics			
Dimensions	17.44 (w) x 10.00 (d) x 1.75 (h) in (44.3 x 25.4 x 4.45 cm) (1U height)	17.44 (w) x 10.00 (d) x 1.75 (h) in (44.3 x 25.4 x 4.45 cm) (1U height)	10.00 (w) x 6.28 (d) x 1.75 (h) in (25.4 x 15.95 x 4.45 cm) (1U height)
Weight	6.8 lb (3.08 kg)	6.1 lb (2.77 kg)	2.0 lb (0.91 kg)
Memory and processor			
Processor	ARM9E @ 800 MHz, 128 MB flash, 256 MB DDR3 DIMM; packet buffer size: 3 MB dynamically allocated	ARM9E @ 800 MHz, 128 MB flash, 256 MB DDR3 DIMM; packet buffer size: 1.5 MB dynamically allocated	ARM9E @ 800 MHz, 128 MB flash, 256 MB DDR3 DIMM; packet buffer size: 1.5 MB dynamically allocated
Mounting and enclosure			
	Mounts in an EIA-standard 19-inch telco rack or equipment cabinet (rack-mounting kit available); Horizontal surface mounting; Wall mounting	Mounts in an EIA-standard 19-inch telco rack or equipment cabinet (rack-mounting kit available); Horizontal surface mounting; Wall mounting	Mounts in an EIA-standard 19-inch telco rack or equipment cabinet (rack-mounting kit available); Horizontal surface mounting; Wall mounting
Performance			
	IPv6 Ready Certified	IPv6 Ready Certified	IPv6 Ready Certified
100 Mb Latency	< 7.4 μs (LIFO 64-byte packets)	< 7.4 μs (LIFO 64-byte packets)	< 7.4 μs (LIFO 64-byte packets)
1000 Mb Latency	< 2.3 μs (LIFO 64-byte packets)	< 2.3 μs (LIFO 64-byte packets)	< 2.6 μs (LIFO 64-byte packets)
Throughput	up to 77.3 Mpps (64-byte packets)	up to 41.6 Mpps (64-byte packets)	up to 14.8 Mpps (64-byte packets)
Switching capacity	104 Gbps	56 Gbps	20 Gbps
MAC address table size	16000 entries	16000 entries	16000 entries

SPECIFICATIONS			
	Aruba 2530-48G Switch (J9775A)	Aruba 2530-24G Switch (J9776A)	Aruba 2530-8G Switch (J9777A)
Environment			
Operating temperature	32°F to 113°F (0°C to 45°C)	32°F to 113°F (0°C to 45°C)	32°F to 113°F (0°C to 45°C)
Operating relative humidity	15% to 95% @ 104°F (40°C), noncondensing	15% to 95% @ 104°F (40°C), noncondensing	15% to 95% @ 104°F (40°C), noncondensing
Nonoperating/Storage temperature	-40°F to 158°F (-40°C to 70°C)	-40°F to 158°F (-40°C to 70°C)	-40°F to 158°F (-40°C to 70°C)
Nonoperating/Storage relative humidity	15% to 90% @ 149°F (65°C), noncondensing	15% to 90% @ 149°F (65°C), noncondensing	15% to 90% @ 149°F (65°C), noncondensing
Altitude	up to 10,000 ft (3 km)	up to 10,000 ft (3 km)	up to 10,000 ft (3 km)
Acoustic	Power: 34.5 dB, Pressure: 31.0 dB	Power: 34.0 dB, Pressure: 26.4 dB	Power: 0 dB, Pressure: 0 dB
Electrical characteristics			
Frequency	50/60 Hz	50/60 Hz	50/60 Hz
	Achieved Miercom Certified Green Award		
Maximum heat dissipation	203 BTU/hr (214.17 kJ/hr)	164 BTU/hr (173.02 kJ/hr)	63 BTU/hr (66.46 kJ/hr), (switch only: 63 BTU/hr)
AC voltage	100 - 127/200 - 240 VAC	100 - 127/200 - 240 VAC	100 - 127/200 - 240 VAC
Current	1.2/0.7 A	.6/4 A	0.5 A
Maximum power rating	59.5 W	48.0 W	18.6 W
Idle power	29.5 W	28.8 W	13.6 W
Notes	<p>Idle power is the actual power consumption of the device with no ports connected.</p> <p>Maximum power rating and maximum heat dissipation are the worst-case theoretical maximum numbers provided for planning the infrastructure with fully loaded PoE (if equipped), 100% traffic, all ports plugged in, and all modules populated.</p>	<p>Idle power is the actual power consumption of the device with no ports connected.</p> <p>Maximum power rating and maximum heat dissipation are the worst-case theoretical maximum numbers provided for planning the infrastructure with fully loaded PoE (if equipped), 100% traffic, all ports plugged in, and all modules populated.</p>	<p>Idle power is the actual power consumption of the device with no ports connected.</p> <p>Maximum power rating and maximum heat dissipation are the worst-case theoretical maximum numbers provided for planning the infrastructure with fully loaded PoE (if equipped), 100% traffic, all ports plugged in, and all modules populated.</p>
Safety			
	UL 60950-1; CAN/CSA 22.2 No. 60950-1; EN 60825; IEC 60950-1; EN 60950-1	UL 60950-1; CAN/CSA 22.2 No. 60950-1; EN 60825; IEC 60950-1; EN 60950-1	UL 60950-1; CAN/CSA 22.2 No. 60950-1; EN 60825; IEC 60950-1; EN 60950-1
Emissions			
	FCC Class A; EN 55022/CISPR-22 Class A; VCCI Class A	FCC Class A; EN 55022/CISPR-22 Class A; VCCI Class A	FCC Class A; EN 55022/CISPR-22 Class A; VCCI Class A

SPECIFICATIONS			
	Aruba 2530-48G Switch (J9775A)	Aruba 2530-24G Switch (J9776A)	Aruba 2530-8G Switch (J9777A)
Immunity			
Generic	EN 55024, CISPR 24	EN 55024, CISPR 24	EN 55024, CISPR 24
EN	EN 55024, CISPR 24	EN 55024, CISPR 24	EN 55024, CISPR 24
ESD	IEC 61000-4-2	IEC 61000-4-2	IEC 61000-4-2
Radiated	IEC 61000-4-3	IEC 61000-4-3	IEC 61000-4-3
EFT/Burst	IEC 61000-4-4	IEC 61000-4-4	IEC 61000-4-4
Surge	IEC 61000-4-5	IEC 61000-4-5	IEC 61000-4-5
Conducted	IEC 61000-4-6	IEC 61000-4-6	IEC 61000-4-6
Power frequency magnetic field	IEC 61000-4-8	IEC 61000-4-8	IEC 61000-4-8
Voltage dips and interruptions	IEC 61000-4-11	IEC 61000-4-11	IEC 61000-4-11
Harmonics	EN 61000-3-2, IEC 61000-3-2	EN 61000-3-2, IEC 61000-3-2	EN 61000-3-2, IEC 61000-3-2
Flicker	EN 61000-3-3, IEC 61000-3-3	EN 61000-3-3, IEC 61000-3-3	EN 61000-3-3, IEC 61000-3-3
Management			
	Aruba Central and Aruba AirWave Network Management; IMC—Intelligent Management Center; command-line interface; Web browser; configuration menu; out-of-band management (serial RS-232C or Micro USB); IEEE 802.3 Ethernet MIB; Repeater MIB; Ethernet Interface MIB AirWave Network Management	Aruba Central and Aruba AirWave Network Management; IMC—Intelligent Management Center; command-line interface; Web browser; configuration menu; out-of-band management (serial RS-232C or Micro USB); IEEE 802.3 Ethernet MIB; Repeater MIB; Ethernet Interface MIB AirWave Network Management	Aruba Central and Aruba AirWave Network Management; IMC—Intelligent Management Center; command-line interface; Web browser; configuration menu; out-of-band management (serial RS-232C or Micro USB); IEEE 802.3 Ethernet MIB; Repeater MIB; Ethernet Interface MIB AirWave Network Management
Notes			
	IEEE 802.3az applies to Gigabit models only; IEEE 802.3at and IEEE 802.3af apply to PoE+ models only. When using SFPs with this product, SFPs with revision "B" or later (product number ends with the letter "B" or later, e.g., J4858B, J4859C) are required.	IEEE 802.3az applies to Gigabit models only; IEEE 802.3at and IEEE 802.3af apply to PoE+ models only. When using SFPs with this product, SFPs with revision "B" or later (product number ends with the letter "B" or later, e.g., J4858B, J4859C) are required.	IEEE 802.3az applies to Gigabit models only; IEEE 802.3at and IEEE 802.3af apply to PoE+ models only. When using SFPs with this product, SFPs with revision "B" or later (product number ends with the letter "B" or later, e.g., J4858B, J4859C) are required.
Services			
	Refer to the Hewlett Packard Enterprise website at www.hpe.com/networking/services for details on the service-level descriptions and product numbers. For details about services and response times in your area, please contact your local Hewlett Packard Enterprise sales office.	Refer to the Hewlett Packard Enterprise website at www.hpe.com/networking/services for details on the service-level descriptions and product numbers. For details about services and response times in your area, please contact your local Hewlett Packard Enterprise sales office.	Refer to the Hewlett Packard Enterprise website at www.hpe.com/networking/services for details on the service-level descriptions and product numbers. For details about services and response times in your area, please contact your local Hewlett Packard Enterprise sales office.

SPECIFICATIONS			
	Aruba 2530-48 Switch (J9781A)	Aruba 2530-24 Switch (J9782A)	Aruba 2530-8 Switch (J9783A)
I/O ports and slots			
	<p>48 RJ-45 autosensing 10/100 ports (IEEE 802.3 Type 10BASE-T, IEEE 802.3u Type 100BASE-TX); Duplex: half or full</p> <p>2 autosensing 10/100/1000 ports (IEEE 802.3 Type 10BASE-T, IEEE 802.3u Type 100BASE-TX, IEEE 802.3ab Type 1000BASE-T); Duplex: 10BASE-T/100BASE-TX: half or full; 1000BASE-T: full only</p> <p>2 fixed Gigabit Ethernet SFP ports</p> <p>1 dual-personality (RJ-45 or USB micro-B) serial console port</p>	<p>24 RJ-45 autosensing 10/100 ports (IEEE 802.3 Type 10BASE-T, IEEE 802.3u Type 100BASE-TX); Duplex: half or full</p> <p>2 autosensing 10/100/1000 ports (IEEE 802.3 Type 10BASE-T, IEEE 802.3u Type 100BASE-TX, IEEE 802.3ab Type 1000BASE-T); Duplex: 10BASE-T/100BASE-TX: half or full; 1000BASE-T: full only</p> <p>2 fixed Gigabit Ethernet SFP ports</p> <p>1 dual-personality (RJ-45 or USB micro-B) serial console port</p>	<p>8 RJ-45 autosensing 10/100 ports (IEEE 802.3 Type 10BASE-T, IEEE 802.3u Type 100BASE-TX); Media Type: Auto-MDIX; Duplex: half or full</p> <p>2 dual-personality ports; each port can be used as either an RJ-45 10/100/1000 port (IEEE 802.3 Type 10Base-T; IEEE 802.3u Type 100Base-TX; IEEE 802.3ab 1000Base-T Gigabit Ethernet) or as a SFP slot (for use with SFP transceivers) ports</p> <p>1 dual-personality (RJ-45 or USB micro-B) serial console port</p>
Physical characteristics			
Dimensions	17.40 (w) x 9.70 (d) x 1.75 (h) in (44.2 x 24.64 x 4.45 cm) (1U height)	17.40 (w) x 9.70 (d) x 1.75 (h) in (44.2 x 24.64 x 4.45 cm) (1U height)	10.00 (w) x 6.28 (d) x 1.75 (h) in (25.4 x 15.95 x 4.45 cm) (1U height)
Weight	6.3 lb (2.86 kg)	5.7 lb (2.59 kg)	1.8 lb (0.82 kg)
Memory and processor			
Processor	ARM9E @ 800 MHz, 128 MB flash, 256 MB DDR3 DIMM; packet buffer size: 3 MB dynamically allocated	ARM9E @ 800 MHz, 128 MB flash, 256 MB DDR3 DIMM; packet buffer size: 1.5 MB dynamically allocated	ARM9E @ 800 MHz, 128 MB flash, 256 MB DDR3 DIMM; packet buffer size: 1.5 MB dynamically allocated
Mounting and enclosure			
	Mounts in an EIA-standard 19-inch telco rack or equipment cabinet (rack-mounting kit available); Horizontal surface mounting; Wall mounting	Mounts in an EIA-standard 19-inch telco rack or equipment cabinet (rack-mounting kit available); Horizontal surface mounting; Wall mounting	Mounts in an EIA-standard 19-inch telco rack or equipment cabinet (rack-mounting kit available); Horizontal surface mounting; Wall mounting
Performance			
	IPv6 Ready Certified	IPv6 Ready Certified	IPv6 Ready Certified
100 Mb Latency	< 6.6 μs (LIFO 64-byte packets)	< 1.7 μs (LIFO 64-byte packets)	< 1.3 μs (LIFO 64-byte packets)
1000 Mb Latency	< 2.2 μs (LIFO 64-byte packets)	< 1.1 μs (LIFO 64-byte packets)	< 1.3 μs (LIFO 64-byte packets)
Throughput	up to 13 Mpps (64-byte packets)	up to 9.5 Mpps (64-byte packets)	up to 4.1 Mpps (64-byte packets)
Switching capacity	17.6 Gbps	12.8 Gbps	5.6 Gbps
MAC address table size	16000 entries	16000 entries	16000 entries

SPECIFICATIONS			
	Aruba 2530-48 Switch (J9781A)	Aruba 2530-24 Switch (J9782A)	Aruba 2530-8 Switch (J9783A)
Environment			
Operating temperature	32°F to 113°F (0°C to 45°C)	32°F to 113°F (0°C to 45°C)	32°F to 113°F (0°C to 45°C)
Operating relative humidity	15% to 95% @ 104°F (40°C), noncondensing	15% to 95% @ 104°F (40°C), noncondensing	15% to 95% @ 104°F (40°C), noncondensing
Nonoperating/Storage temperature	-40°F to 158°F (-40°C to 70°C)	-40°F to 158°F (-40°C to 70°C)	-40°F to 158°F (-40°C to 70°C)
Nonoperating/Storage relative humidity	15% to 90% @ 149°F (65°C), noncondensing	15% to 90% @ 149°F (65°C), noncondensing	15% to 90% @ 149°F (65°C), noncondensing
Altitude	up to 10,000 ft (3 km)	up to 10,000 ft (3 km)	up to 10,000 ft (3 km)
Acoustic	Power: 0 dB, Pressure: 0 dB	Power: 0 dB, Pressure: 0 dB	Power: 0 dB, Pressure: 0 dB
Electrical characteristics			
Frequency	50/60 Hz	50/60 Hz	50/60 Hz
Maximum heat dissipation	102 BTU/hr (107.61 kJ/hr)	50 BTU/hr (52.75 kJ/hr)	25 BTU/hr (26.38 kJ/hr)
AC voltage	100 - 127/200 - 240 VAC	100 - 127/200 - 240 VAC	100 - 127/200 - 240 VAC
Current	0.7/0.4 A	0.3/0.2 A	0.5 A
Maximum power rating	29.9 W	14.7 W	7.2 W
Idle power	17.1 W	8.4 W	4.5 W
Notes	<p>Idle power is the actual power consumption of the device with no ports connected.</p> <p>Maximum power rating and maximum heat dissipation are the worst-case theoretical maximum numbers provided for planning the infrastructure with fully loaded PoE (if equipped), 100% traffic, all ports plugged in, and all modules populated.</p>	<p>Idle power is the actual power consumption of the device with no ports connected.</p> <p>Maximum power rating and maximum heat dissipation are the worst-case theoretical maximum numbers provided for planning the infrastructure with fully loaded PoE (if equipped), 100% traffic, all ports plugged in, and all modules populated.</p>	<p>Idle power is the actual power consumption of the device with no ports connected.</p> <p>Maximum power rating and maximum heat dissipation are the worst-case theoretical maximum numbers provided for planning the infrastructure with fully loaded PoE (if equipped), 100% traffic, all ports plugged in, and all modules populated.</p>
Safety			
	UL 60950-1; CAN/CSA 22.2 No. 60950-1; EN 60825; IEC 60950-1; EN 60950-1	UL 60950-1; CAN/CSA 22.2 No. 60950-1; EN 60825; IEC 60950-1; EN 60950-1	UL 60950-1; CAN/CSA 22.2 No. 60950-1; EN 60825; IEC 60950-1; EN 60950-1
Emissions			
	FCC Class A; EN 55022/CISPR-22 Class A; VCCI Class A	FCC Class A; EN 55022/CISPR-22 Class A; VCCI Class A	FCC Class A; EN 55022/CISPR-22 Class A; VCCI Class A

SPECIFICATIONS			
	Aruba 2530-48 Switch (J9781A)	Aruba 2530-24 Switch (J9782A)	Aruba 2530-8 Switch (J9783A)
Immunity			
Generic	EN 55024, CISPR 24	EN 55024, CISPR 24	EN 55024, CISPR 24
EN	EN 55024, CISPR 24	EN 55024, CISPR 24	EN 55024, CISPR 24
ESD	IEC 61000-4-2	IEC 61000-4-2	IEC 61000-4-2
Radiated	IEC 61000-4-3	IEC 61000-4-3	IEC 61000-4-3
EFT/Burst	IEC 61000-4-4	IEC 61000-4-4	IEC 61000-4-4
Surge	IEC 61000-4-5	IEC 61000-4-5	IEC 61000-4-5
Conducted	IEC 61000-4-6	IEC 61000-4-6	IEC 61000-4-6
Power frequency magnetic field	IEC 61000-4-8	IEC 61000-4-8	IEC 61000-4-8
Voltage dips and interruptions	IEC 61000-4-11	IEC 61000-4-11	IEC 61000-4-11
Harmonics	EN 61000-3-2, IEC 61000-3-2	EN 61000-3-2, IEC 61000-3-2	EN 61000-3-2, IEC 61000-3-2
Flicker	EN 61000-3-3, IEC 61000-3-3	EN 61000-3-3, IEC 61000-3-3	EN 61000-3-3, IEC 61000-3-3
Management			
	Aruba Central and Aruba AirWave Network Management; IMC—Intelligent Management Center; command-line interface; Web browser; configuration menu; out-of-band management (serial RS-232C or Micro USB); IEEE 802.3 Ethernet MIB; Repeater MIB; Ethernet Interface MIB AirWave Network Management	Aruba Central and Aruba AirWave Network Management; IMC—Intelligent Management Center; command-line interface; Web browser; configuration menu; out-of-band management (serial RS-232C or Micro USB); IEEE 802.3 Ethernet MIB; Repeater MIB; Ethernet Interface MIB AirWave Network Management	Aruba Central and Aruba AirWave Network Management; IMC—Intelligent Management Center; command-line interface; Web browser; configuration menu; out-of-band management (serial RS-232C or Micro USB); IEEE 802.3 Ethernet MIB; Repeater MIB; Ethernet Interface MIB AirWave Network Management
Notes			
	IEEE 802.3az applies to Gigabit models only; IEEE 802.3at and IEEE 802.3af apply to PoE+ models only. When using SFPs with this product, SFPs with revision "B" or later (product number ends with the letter "B" or later, e.g., J4858B, J4859C) are required.	IEEE 802.3az applies to Gigabit models only; IEEE 802.3at and IEEE 802.3af apply to PoE+ models only. When using SFPs with this product, SFPs with revision "B" or later (product number ends with the letter "B" or later, e.g., J4858B, J4859C) are required.	IEEE 802.3az applies to Gigabit models only; IEEE 802.3at and IEEE 802.3af apply to PoE+ models only. When using SFPs with this product, SFPs with revision "B" or later (product number ends with the letter "B" or later, e.g., J4858B, J4859C) are required.
Services			
	Refer to the Hewlett Packard Enterprise website at www.hpe.com/networking/services for details on the service-level descriptions and product numbers. For details about services and response times in your area, please contact your local Hewlett Packard Enterprise sales office.	Refer to the Hewlett Packard Enterprise website at www.hpe.com/networking/services for details on the service-level descriptions and product numbers. For details about services and response times in your area, please contact your local Hewlett Packard Enterprise sales office.	Refer to the Hewlett Packard Enterprise website at www.hpe.com/networking/services for details on the service-level descriptions and product numbers. For details about services and response times in your area, please contact your local Hewlett Packard Enterprise sales office.

SPECIFICATIONS	
Aruba 2530-8-PoE+ Internal PS Switch (JL070A)	
I/O ports and slots	
	8 RJ-45 autosensing 10/100 PoE+ ports (IEEE 802.3 Type 10BASE-T, IEEE 802.3u Type 100BASE-TX, IEEE 802.3at PoE+); Media Type: Auto-MDIX; Duplex: half or full 2 dual-personality ports; each port can be used as either an RJ-45 10/100/1000 port (IEEE 802.3 Type 10BASE-T; IEEE 802.3u Type 100BASE-TX; IEEE 802.3ab 1000BASE-T Gigabit Ethernet) or as a SFP slot (for use with SFP transceivers) ports 1 dual-personality (RJ-45 or USB micro-B) serial console port
Physical characteristics	
Dimensions	10(w) x 9.68(d) x 1.75(h) in (25.4 x 24.59 x 4.45 cm) (1U height)
Weight	4.65 lb (2.11 kg)
Memory and processor	
	ARM9E @ 800 MHz, 128 MB flash, 256 MB DDR3 DIMM; packet buffer size: 1.5 MB dynamically allocated
Mounting and enclosure	
	Mounts in an EIA-standard 19-inch telco rack or equipment cabinet (rack-mounting kit available); Horizontal surface mounting; Wall mounting
Performance	
	IPv6 Ready Certified
100 Mb Latency	< 1.3 μ s (LIFO 64-byte packets)
1000 Mb Latency	< 1.3 μ s (LIFO 64-byte packets)
Throughput	up to 4.1 Mpps (64-byte packets)
Switching capacity	5.6 Gbps
MAC address table size	16000 entries
Environment	
Operating temperature	32°F to 113°F (0°C to 45°C)
Operating relative humidity	15% to 95% @ 104°F (40°C), noncondensing
Nonoperating/Storage temperature	-40°F to 158°F (-40°C to 70°C)
Nonoperating/Storage relative humidity	15% to 90% @ 149°F (65°C), noncondensing
Altitude	up to 10,000 ft (3 km)
Acoustic	Power: 0 dB, Pressure: 0 dB
Electrical characteristics	
Frequency	50/60 Hz
Maximum heat dissipation	29 BTU/hr (30.6 kJ/hr), (switch only: 29 BTU/hr; combined switch + max. PoE devices: 239 BTU/hr)
AC voltage	100 - 127/200 - 240 VAC
Current	0.9/0.5 A
Maximum power rating	70.2 W
Idle power	5.3 W
PoE power	67 W PoE
Notes	Idle power is the actual power consumption of the device with no ports connected. Maximum power rating and maximum heat dissipation are the worst-case theoretical maximum numbers provided for planning the infrastructure with fully loaded PoE (if equipped), 100% traffic, all ports plugged in, and all modules populated. PoE power is the total power budget available to all PoE ports.

SPECIFICATIONS	
Aruba 2530-8-PoE+ Internal PS Switch (JL070A)	
Safety	
	UL 60950-1; CAN/CSA 22.2 No. 60950-1; EN 60825; IEC 60950-1; EN 60950-1
Emissions	
	FCC Class A; EN 55022/CISPR-22 Class A; VCCI Class A
Immunity	
Generic	EN 55024, CISPR 24
EN	EN 55024, CISPR 24
ESD	IEC 61000-4-2
Radiated	IEC 61000-4-3
EFT/Burst	IEC 61000-4-4
Surge	IEC 61000-4-5
Conducted	IEC 61000-4-6
Power frequency magnetic field	IEC 61000-4-8
Voltage dips and interruptions	IEC 61000-4-11
Harmonics	EN 61000-3-2, IEC 61000-3-2
Flicker	EN 61000-3-3, IEC 61000-3-3
Management	
	Aruba Central and Aruba AirWave Network Management; IMC—Intelligent Management Center; command-line interface; Web browser; configuration menu; out-of-band management (serial RS-232C or Micro USB); IEEE 802.3 Ethernet MIB; Repeater MIB; Ethernet Interface MIB AirWave Network Management
Notes	
	IEEE 802.3az applies to Gigabit models only; IEEE 802.3at and IEEE 802.3af apply to PoE+ models only. When using SFPs with this product, SFPs with revision "B" or later (product number ends with the letter "B" or later, e.g., J4858B, J4859C) are required.
Services	
	Refer to the Hewlett Packard Enterprise website at www.hpe.com/networking/services for details on the service-level descriptions and product numbers. For details about services and response times in your area, please contact your local Hewlett Packard Enterprise sales office.

STANDARDS AND PROTOCOLS (APPLIES TO ALL PRODUCTS IN SERIES)

Denial of service protection

- Network DoS Filter

Device management

- RFC 1591 DNS (client)
- SSHv1/SSHv2 Secure Shell
- RFC 2576 (Coexistence between SNMP V1, V2, V3)
- RFC 2579 (SMIPv2 Text Conventions)
- RFC 2580 (SMIPv2 Conformance)
- RFC 3416 (SNMP Protocol Operations v2)
- RFC 3417 (SNMP Transport Mappings)

General protocols

- IEEE 802.1D MAC Bridges
- IEEE 802.1p Priority
- IEEE 802.1Q VLANs
- IEEE 802.1s Multiple Spanning Trees
- IEEE 802.1w Rapid Reconfiguration of Spanning Tree
- IEEE 802.3 Type 10BASE-T
- IEEE 802.3ab 1000BASE-T
- IEEE 802.3ad Link Aggregation Control Protocol (LACP)
- IEEE 802.3af Power over Ethernet
- IEEE 802.3at Power over Ethernet Plus
- IEEE 802.3az Energy Efficient Ethernet
- IEEE 802.3x Flow Control
- RFC 768 UDP
- RFC 783 TFTP Protocol (revision 2)
- RFC 792 ICMP
- RFC 793 TCP
- RFC 826 ARP
- RFC 854 TELNET
- RFC 868 Time Protocol
- RFC 951 BOOTP
- RFC 1350 TFTP Protocol (revision 2)
- RFC 1542 BOOTP Extensions
- RFC 1918 Address Allocation for Private Internet
- RFC 2030 Simple Network Time Protocol (SNTP) v4
- RFC 2131 DHCP
- RFC 3411 An Architecture for Describing Simple Network Management Protocol (SNMP) Management Frameworks
- RFC 3412 Message Processing and Dispatching for the Simple Network Management Protocol (SNMP)
- RFC 3413 Simple Network Management Protocol (SNMP) Applications
- RFC 3414 User-based Security Model (USM) for version 3 of the Simple Network Management Protocol (SNMPv3)

- RFC 3415 View-based Access Control Model (VACM) for the Simple Network Management Protocol (SNMP)
- RFC 3575 IANA Considerations for RADIUS
- RFC 5905 NTP Client

IP multicast

- RFC 3376 IGMPv3

IPv6

- RFC 1981 IPv6 Path MTU Discovery
- RFC 2460 IPv6 Specification
- RFC 2464 Transmission of IPv6 over Ethernet Networks
- RFC 2925 Remote Operations MIB (Ping only)
- RFC 3315 DHCPv6 (client only)
- RFC 3484 Default Address Selection for IPv6
- RFC 3513 IPv6 Addressing Architecture
- RFC 3596 DNS Extension for IPv6
- RFC 3810 Multicast Listener Discovery Version 2 (MLDv2) for IPv6
- RFC 4022 MIB for TCP
- RFC 4113 MIB for UDP
- RFC 4251 SSHv6 Architecture
- RFC 4252 SSHv6 Authentication
- RFC 4252 SSHv6 Transport Layer
- RFC 4254 SSHv6 Connection
- RFC 4291 IP Version 6 Addressing Architecture
- RFC 4293 MIB for IP
- RFC 4419 Key Exchange for SSH
- RFC 4443 ICMPv6
- RFC 4861 IPv6 Neighbor Discovery
- RFC 4862 IPv6 Stateless Address Auto-configuration
- RFC 5095 Deprecation of Type 0 Routing Headers in IPv6

MIBs

- RFC 1155 Structure and Identification of Management Information for TCP/IP Internets
- RFC 1212 Concise MIB Definitions
- RFC 1213 MIB II
- RFC 1493 Bridge MIB
- RFC 2021 RMONv2 MIB
- RFC 2578 Structure of Management Information Version 2 (SMIPv2)
- RFC 2579 Textual Conventions for SMIPv2
- RFC 2613 SMON MIB
- RFC 2618 RADIUS Client MIB
- RFC 2620 RADIUS Accounting Client MIB
- RFC 2665 Ethernet-Like-MIB 2
- RFC 2668 802.3 MAU MIB
- RFC 2674 802.1p and IEEE 802.1Q Bridge MIB

- RFC 2737 Entity MIB (Version 2)
- RFC 2863 The Interfaces Group MIB
- RFC 4836 Managed Objects for 802.3 Medium Attachment Units (MAU)

Network management

- IEEE 802.1AB Link Layer Discovery Protocol (LLDP)
- RFC 1098 A Simple Network Management Protocol (SNMP)
- RFC 1155 Structure of Management Information
- RFC 2819 Four groups of RMON: 1 (statistics), 2 (history) 3 (alarm) and 9 (events)
- RFC 3411 SNMP Management Frameworks
- RFC 3412 Message Processing and Dispatching for the Simple Network Management Protocol (SNMP)
- RFC 3413 Simple Network Management Protocol (SNMP) Applications
- RFC 3414 User-based Security Model (USM) for version 3 of the Simple Network Management Protocol (SNMPv3)
- RFC 3415 View-based Access Control Model (VACM) for the Simple Network Management Protocol (SNMP)
- RFC 3418 Management Information Base (MIB) for the Simple Network Management Protocol (SNMP)
- RFC 5424 Syslog Protocol
- ANSI/TIA-1057 LLDP Media Endpoint Discovery (LLDP-MED)
- SNMPv1/v2c/v3

QoS/CoS

- RFC 2474 DiffServ precedence, with 4 queues per port
- RFC 2475 DiffServ Architecture
- RFC 2597 DiffServ Assured Forwarding (AF)
- RFC 2598 DiffServ Expedited Forwarding (EF)

Security

- IEEE 802.1X Port Based Network Access Control
- RFC 1492 TACACS+
- RFC 2138 RADIUS Authentication
- RFC 2866 RADIUS Accounting
- RFC 7030 Enrollment over Secure Transport
- Secure Sockets Layer (SSL)

ARUBA 2530 SWITCH SERIES ACCESSORIES

Transceivers

- Aruba 100M SFP LC FX 2km MMF XCVR (J9054D)
- Aruba 1G SFP RJ45 T 100m Cat5e XCVR (J8177D)
- Aruba 1G SFP LC SX 500m MMF XCVR (J4858D)
- Aruba 1G SFP LC LX 10km SMF XCVR (J4859D)
- Aruba 1G SFP LC LH 70km SMF XCVR (J4860D)

Cables

- Aruba X2C2 RJ45 to DB9 Console Cable (JL448A)

Mounting Kit

- HPE X410 1U Universal 4-post Rack Mounting Kit (J9583A)

Aruba 2530-8-PoE+ Internal PS Switch (JL070A)

- HPE X510 1U Cable Guard (J9700A)

Aruba 2530-8G-PoE+ Switch (J9774A)

- Aruba 2530 8-port Switch Power Adapter Shelf (J9820A)
- Aruba X510 1U Cable Guard (J9700A)

Aruba 2530-8-PoE+ Switch (J9780A)

- Aruba 2530 8-port Switch Power Adapter Shelf (J9820A)
- Aruba X510 1U Cable Guard (J9700A)

Aruba 2530-8G Switch (J9777A)

- Aruba 2530 8-port Switch Power Adapter Shelf (J9820A)
- Aruba X510 1U Cable Guard (J9700A)

Aruba 2530-8 Switch (J9783A)

- Aruba 2530 8-port Switch Power Adapter Shelf (J9820A)
- HPE X510 1U Cable Guard (J9700A)



a Hewlett Packard
Enterprise company

www.arubanetworks.com

3333 SCOTT BLVD | SANTA CLARA, CA 95054
1.844.473.2782 | T: 1.408.227.4500 | FAX: 1.408.227.4550 | INFO@ARUBANETWORKS.COM

DS_2530SwitchSeries_120617

DATA SHEET

ARUBA 2930F SWITCH SERIES

PRODUCT OVERVIEW

The Aruba 2930F Switch Series is designed for customers creating digital workplaces that are optimized for mobile users with an integrated wired and wireless approach. These Layer 3 access switches are easy to deploy and manage with advanced security and network management tools like Aruba ClearPass Policy Manager and Aruba AirWave. With support from Aruba Central, you can quickly set up remote branch sites with little or no IT support. A powerful Aruba ProVision ASIC delivers performance and flexibility to meet the needs of today and tomorrow's network programmability and automation requirements. Stacking with Virtual Switching Framework (VSF) provides simplicity and scalability. The 2930F supports built-in 1GbE or 10GbE uplinks, PoE+, Access OSPF routing, Tunnel Node, robust QoS, RIP routing, and IPv6 with no software licensing required.

The Aruba 2930F Switch Series provides a convenient and cost-effective access switch solution that can be quickly set up with Zero Touch Provisioning and built-in 10GbE uplinks. The robust Layer 3 feature set includes a limited lifetime warranty.

FEATURES AND BENEFITS

Unified Wired and Wireless

- Aruba ClearPass Policy Manager supports unified wired and wireless policies using Aruba ClearPass Policy Manager
- Switch auto-configuration automatically configures switch for different settings such as VLAN, CoS, PoE max. power, and PoE priority when an Aruba access point is detected
- User Role defines a set of switch-based policies in areas such as security, authentication, and QoS. A user role can be assigned to a group of users or devices, using switch-based local user role or download from ClearPass
- Tunnel Node provides a secure tunnel that transports network traffic on a per-port or per-user role basis to an Aruba Controller. In a per-user role Tunnel Node, users are authenticated by the ClearPass Policy Manager which directs traffic to be tunneled to an Aruba controller or switch locally
- HTTP redirect function supports HPE Intelligent Management Center (IMC) bring your own device (BYOD) solution
- Static IP visibility allows ClearPass to do accounting for clients with static IP address



KEY FEATURES

- Aruba Layer 3 switch series with VSF stacking, static, Rip and Access OSPF Routing, Tunnel Node, ACLs, and robust QoS
- Consistent wired/wireless experience with Aruba AirWave and Aruba ClearPass Policy Manager
- Convenient built-in 1GbE or 10GbE uplinks and up to 740 W PoE+
- Ready for the software defined network with REST APIs and OpenFlow support
- Simple deployment with Zero Touch Provisioning and cloud-based Aruba Central support

Software-defined networks

- Supports multiple programmatic interfaces, including REST APIs and Openflow 1.0 and 1.3, to enable automation of network operations, monitoring, and troubleshooting

Quality of Service (QoS)

- Traffic prioritization (IEEE 802.1p) Allows real-time traffic classification into eight priority levels mapped to eight queues
- Layer 4 prioritization enables prioritization based on TCP/UDP port numbers
- Class of Service (CoS) sets the IEEE 802.1p priority tag based on IP address, IP Type of Service (ToS), Layer 3 protocol, TCP/UDP port number, source port, and DiffServ
- Rate limiting sets per-port ingress enforced maximums and per-port, per-queue minimums
- Large buffers provide graceful congestion management
- Unknown Unicast Rate Limiting throttles unicast packets with unknown destination addresses and limits flooding on the VLAN

Connectivity

- Flexible 10 Gb/s Ethernet connectivity four fixed 10 Gigabit ports (SFP+) available
- Auto-MDIX provides automatic adjustments for straight-through or crossover cables on all 10/100 and 10/100/1000 ports
- IEEE 802.3at Power over Ethernet (PoE+) provides up to 30 W per port that allows support of the latest PoE+-capable devices such as IP phones, wireless access points, and security cameras, as well as any IEEE 802.3af-compliant end device; eliminates the cost of additional electrical cabling and circuits that would otherwise be necessary in IP phone and WLAN deployments
- Pre-standard PoE support detects and provides power to pre-standard PoE devices
- IPv6
 - IPv6 host enables switches to be managed in an IPv6 network
 - Dual stack (IPv4 and IPv6) transitions from IPv4 to IPv6, supporting connectivity for both protocols
 - MLD snooping forwards IPv6 multicast traffic to the appropriate interface
 - IPv6 ACL/QoS supports ACL and QoS for IPv6 network traffic
 - IPv6 routing supports static and RIPng protocols
 - Security provides RA guard, DHCPv6 protection, dynamic IPv6 lockdown, and ND snooping

Performance

- Energy-efficient design
 - 80 PLUS Silver Certified power supply increases power efficiency and savings
 - Energy-efficient Ethernet (EEE) support reduces power consumption in accordance with IEEE 802.3az
- Aruba Provision ASIC architecture is designed with the latest ProVision ASIC, providing very low latency, increased packet buffering, and adaptive power consumption
- Selectable queue configurations allows for increased performance by selecting the number of queues and associated memory buffering that best meet the requirements of the network applications

Convergence

- IP multicast snooping and data-driven IGMP automatically prevents flooding of IP multicast traffic
- LLDP-MED (Media Endpoint Discovery) defines a standard extension of LLDP that stores values for parameters such as QoS and VLAN to automatically configure network devices such as IP phones

- IEEE 802.1AB Link Layer Discovery Protocol (LLDP) facilitates easy mapping using network management applications with LLDP automated device discovery protocol
- PoE and PoE+ allocations support multiple methods (automatic, IEEE 802.3at dynamic, LLDP-MED fine grain, IEEE 802.3af device class, or user-specified) to allocate and manage PoE/PoE+ power for more efficient energy savings
- Local MAC Authentication assigns attributes such as VLAN and QoS using locally configured profile that can be a list of MAC prefixes
- IP multicast routing includes PIM Sparse and Dense modes to route IP multicast traffic (limited to 16 interfaces)
- Protocol Independent Multicast for IPv6 supports one-to-many and many-to-many media casting use cases such as IPTV over IPv6 networks

Resiliency and high availability

- Virtual Switching Framework (VSF) creates one virtual resilient switch from up to four switches; servers or switches can be attached using standard LACP for automatic load balancing and high availability; simplify network operation by reduce the need for complex protocols like Spanning Tree Protocol (STP), Equal-Cost Multipath (ECMP), and VRRP
- IEEE 802.1s Multiple Spanning Tree provides high link availability in multiple VLAN environments by allowing Multiple Spanning Trees; provides legacy support for IEEE 802.1d and IEEE 802.1w
- Virtual Router Redundancy Protocol (VRRP) allows groups of two routers to dynamically back each other up to create highly available routed environments for IPv4 and IPv6 networks (limited to 128 VRs)
- IEEE 802.3ad link aggregation control protocol (LACP) and port trunking support up to 128 static, dynamic, or distributed trunks active across a stack, with each trunk having up to eight links (ports) per static trunk; and offer support for trunking across stack members
- SmartLink provides easy-to-configure link redundancy of active and standby links

Management

- SNMPv1, v2, and v3 provide complete support of SNMP; provide full support of industry-standard Management Information Base (MIB) plus private extensions; SNMPv3 supports increased security using encryption
- Aruba Central cloud-based management platform offers a simple, secure and cost-effective way to manage switches

- Zero Touch Provisioning (ZTP) simplifies installation of the switch infrastructure using the Aruba Activate-based or a DHCP-based process with AirWave Network Management
- Supports multiple programmatic interfaces, including REST APIs and Openflow 1.0 and 1.3, to enable automation of network operations, monitoring, and troubleshooting.

Manageability

- Dual flash images provide independent primary and secondary operating system files for backup while upgrading
- Friendly port names allow assignment of descriptive names to ports
- Find-Fix-Inform finds and fixes common network problems automatically, then informs administrator
- Multiple configuration files allow multiple configuration files to be stored to a flash image
- Software updates free downloads from the Web
- RMON, XRMON, and sFlow® provide advanced monitoring and reporting capabilities for statistics, history, alarms, and events
- Troubleshooting ingress and egress port monitoring enable network problem solving
- Unidirectional link detection (UDLD) monitors the link between two switches and blocks the ports on both ends of the link if the link goes down at any point between the two devices
- IP SLA for Voice monitors quality of voice traffic using the UDP Jitter and UDP Jitter for VoIP tests

Layer 2 switching

- VLAN support and tagging support IEEE 802.1Q (4,094 VLAN IDs) and 2K VLANs simultaneously
- Jumbo packet support improves the performance of large data transfers; supports frame size of up to 9,220 bytes
- IEEE 802.1v protocol VLANs isolate select non-IPv4 protocols automatically into their own VLANs
- Rapid Per-VLAN Spanning Tree (RPVST+) allows each VLAN to build a separate spanning tree to improve link bandwidth usage; is compatible with PVST+
- GVRP and MVRP allows automatic learning and dynamic assignment of VLANs
- VxLAN encapsulation (tunneling) protocol for overlay network that enables a more scalable virtual network deployment

Layer 3 services

- DHCP server centralizes and reduces the cost of IPv4 address management

Layer 3 routing

- Static IP routing provides manually configured routing; includes ECMP capability
- 256 static and 10,000 RIP routes facilitate segregation of user data, without adding external hardware
- Routing Information Protocol (RIP) provides RIPv1, RIPv2, and RIPng routing
- Access OSPF
 - Provide OSPFv2 and OSPFv3 protocols for routing between access and the next layer on the LAN. Only one OSPF area and up to 8 interfaces are supported.
- Policy-based routing uses a classifier to select traffic that can be forwarded based on policy set by the network administrator (limited to 16 next hop routes)

Security

- Control Plane Policing sets rate limit on control protocols to protect CPU overload from DOS attacks
- Multiple user authentication methods
 - IEEE 802.1X uses an IEEE 802.1X supplicant on the client in conjunction with a RADIUS server to authenticate in accordance with industry standards
 - Web-based authentication provides a browser-based environment, similar to IEEE 802.1X, to authenticate clients that do not support the IEEE 802.1X supplicant
 - MAC-based authentication authenticates the client with the RADIUS server based on the client's MAC address
- Authentication flexibility
 - Multiple IEEE 802.1X users per port provides authentication of multiple IEEE 802.1X users per port; prevents a user from "piggybacking" on another user's IEEE 802.1X authentication
 - Concurrent IEEE 802.1X, Web, and MAC authentication schemes per port switch port will accept up to 32 sessions of IEEE 802.1X, Web, and MAC authentications
- Access control lists (ACLs) provide IP Layer 3 filtering based on source/destination IP address/subnet and source/destination TCP/UDP port number
- Source-port filtering allows only specified ports to communicate with each other
- RADIUS/TACACS+ eases switch management security administration by using a password authentication server
- Secure shell encrypts all transmitted data for secure remote CLI access over IP networks
- Secure Sockets Layer (SSL) encrypts all HTTP traffic, allowing secure access to the browser-based management GUI in the switch




- Port security allows access only to specified MAC addresses, which can be learned or specified by the administrator
- MAC address lockout prevents particular configured MAC addresses from connecting to the network
- Secure FTP allows secure file transfer to and from the switch; protects against unwanted file downloads or unauthorized copying of a switch configuration file
- Switch management logon security helps secure switch CLI logon by optionally requiring either RADIUS or TACACS+ authentication
- Custom banner displays security policy when users log in to the switch
- STP BPDU port protection blocks Bridge Protocol Data Units (BPDUs) on ports that do not require BPDUs, preventing forged BPDU attacks
- DHCP protection blocks DHCP packets from unauthorized DHCP servers, preventing denial-of-service attacks
- Dynamic ARP protection blocks ARP broadcasts from unauthorized hosts, preventing eavesdropping or theft of network data
- STP root guard protects the root bridge from malicious attacks or configuration mistakes
- Identity-driven ACL enables implementation of a highly granular and flexible access security policy and VLAN assignment specific to each authenticated network user
- Per-port broadcast throttling configures broadcast control selectively on heavy traffic port uplinks
- Private VLAN provides network security by restricting peer-to-peer communication to prevent a variety of malicious attacks; typically a switch port can only communicate with other ports in the same community and/or an uplink port, regardless of VLAN ID or destination MAC address
- Open Authentication Role simplifies first-time deployment of AAA in brownfield deployments by allowing full network access for failed clients and provides instant connectivity as soon as a client is plugged-in
- Critical Authentication Role ensures that important infrastructure devices such as IP phones are allowed network access even in the absence of a RADIUS server
- MAC Pinning allows non-chatty legacy devices to stay authenticated by pinning client MAC addresses to the port until the clients logoff or get disconnected

Monitor and diagnostics




- Digital optical monitoring of SFP+ and 1000BASE-T transceivers allows detailed monitoring of the transceiver settings and parameters

Warranty and support




- Limited Lifetime Warranty: See www.hpe.com/networking/warrantysummary for warranty and support information included with your product purchase.
- Software releases: To find software for your product, refer to www.hpe.com/networking/support; for details on the software releases available with your product purchase, refer to www.hpe.com/networking/warrantysummary

SPECIFICATIONS			
			
	Aruba 2930F 24G 4SFP+ Switch (JL253A)	Aruba 2930F 48G 4SFP+ Switch (JL254A)	Aruba 2930F 24G PoE+ 4SFP+ Switch (JL255A)
I/O ports and slots			
	24 RJ-45 autosensing 10/100/1000 ports (IEEE 802.3 Type 10BASE-T, IEEE 802.3u Type 100BASE-TX, IEEE 802.3ab Type 1000BASE-T); Duplex: 10BASE-T/100BASE-TX: half or full; 1000BASE-T: full only 4 SFP+ 1/10GbE ports; PHY-less	48 RJ-45 autosensing 10/100/1000 ports (IEEE 802.3 Type 10BASE-T, IEEE 802.3u Type 100BASE-TX, IEEE 802.3ab Type 1000BASE-T); Duplex: 10BASE-T/100BASE-TX: half or full; 1000BASE-T: full only 4 SFP+ 1/10GbE ports; PHY-less	24 RJ-45 autosensing 10/100/1000 PoE+ ports (IEEE 802.3 Type 10BASE-T, IEEE 802.3u Type 100BASE-TX, IEEE 802.3ab Type 1000BASE-T, IEEE 802.3at PoE+); Duplex: 10BASE-T/100BASE-TX: half or full; 1000BASE-T: full only 4 SFP+ 1/10GbE ports; PHY-less
Additional ports and slots			
	1 dual-personality (RJ-45 or USB micro-B) serial console port	1 dual-personality (RJ-45 or USB micro-B) serial console port	1 dual-personality (RJ-45 or USB micro-B) serial console port
Physical characteristics			
Dimensions	17.42 (w) x 7.88 (d) x 1.73 (h) in (44.25 x 20.02 x 4.39 cm) (1U height)	17.42 (w) x 9.7 (d) x 1.73 (h) in (44.25 x 24.63 x 4.39 cm) (1U height)	17.42 (w) x 11.98 (d) x 1.73 (h) in (44.25 x 30.42 x 4.39 cm) (1U height)
Weight	5.31 lb (2.41 kg)	6.83 lb (3.10 kg)	8.6 lb (3.9 kg)
Memory and processor			
	Dual Core ARM® Cortex A9 @ 1016 MHz, 1 GB DDR3 SDRAM; Packet buffer size: 12.38 MB 4.5MB Ingress/7.875MB Egress, 4 GB eMMC	Dual Core ARM Cortex @ 1016 MHz, 1 GB DDR3 SDRAM; Packet buffer size: 12.38 MB 4.5MB Ingress/7.875MB Egress, 4 GB eMMC	Dual Core ARM Cortex A9 @ 1016 MHz, 1 GB DDR3 SDRAM; Packet buffer size: 12.38 MB 4.5MB Ingress/7.875MB Egress, 4 GB eMMC
Performance			
	IPv6 Ready Certified	IPv6 Ready Certified	IPv6 Ready Certified
1,000 Mb Latency	< 3.8 μs (64-byte packets)	< 3.8 μs (64-byte packets)	< 3.8 μs (64-byte packets)
10 Gbps Latency	< 1.6 μs (64-byte packets)	< 1.6 μs (64-byte packets)	< 1.6 μs (64-byte packets)
Throughput	up to 95.2 Mpps	up to 112.0 Mpps	up to 95.2 Mpps
Switching capacity	128 Gbps	176 Gbps	128 Gbps
Routing table size	2,000 IPv4, 1,000 IPv6 in hardware, 200 OSPF, 256 Static, 10,000 RIP	2,000 IPv4, 1,000 IPv6 in hardware, 200 OSPF, 256 Static, 10,000 RIP	2,000 IPv4, 1,000 IPv6 in hardware, 200 OSPF, 256 Static, 10,000 RIP
MAC address table size	32,768 entries	32,768 entries	32,768 entries
Environment			
Operating temperature	32°F to 113°F (0°C to 45°C); up to 5,000 Feet, 0°C to 40°C (32°F to 104°F) up to 10,000 Feet	32°F to 113°F (0°C to 45°C); up to 5,000 Feet, 0°C to 40°C (32°F to 104°F) up to 10,000 Feet	32°F to 113°F (0°C to 45°C); up to 5,000 Feet, 0°C to 40°C (32°F to 104°F) up to 10,000 Feet
Operating relative humidity	15% to 95% @ 104°F (40°C), noncondensing	15% to 95% @ 104°F (40°C), noncondensing	15% to 95% @ 104°F (40°C), noncondensing
Non-operating/Storage temperature	-40°F to 158°F (-40°C to 70°C); up to 15,000 Feet	-40°F to 158°F (-40°C to 70°C); up to 15,000 Feet	-40°F to 158°F (-40°C to 70°C); up to 15,000 Feet
Non-operating/Storage relative humidity	15% to 95% @ 149°F (65°C), noncondensing	15% to 95% @ 149°F (65°C), noncondensing	15% to 95% @ 149°F (65°C)
Acoustic	Power: 49.7 dB, Pressure: 37.1 dB	Power: 54.1 dB, Pressure: 40.2 dB	Power: 54.1 dB, Pressure: 40.6 dB
Airflow direction	Side-to-side	Side-to-side	Side-to-side




SPECIFICATIONS

			
	Aruba 2930F 24G 4SFP+ Switch (JL253A)	Aruba 2930F 48G 4SFP+ Switch (JL254A)	Aruba 2930F 24G PoE+ 4SFP+ Switch (JL255A)
Electrical characteristics			
Frequency	50/60 Hz	50/60 Hz	50/60 Hz
80plus.org Certification			Silver
Maximum heat dissipation	100 BTU/hr (105.5 kJ/hr)	157.2 BTU/hr (165.8 kJ/hr)	258.0 BTU/hr (272.2 kJ/hr)
Voltage	100 - 127 / 200 - 240 VAC, rated	100 - 127 / 200 - 240 VAC, rated	100 - 127 / 200 - 240 VAC, rated
Current	0.6/0.4 A	0.9/0.6 A	4.9/2.4 A
Maximum power rating	29.3 W	46.6 W	445 W
Idle power	19.5 W	32.7 W	36.8 W
PoE power			370 W PoE+
Notes	Idle power is the actual power consumption of the device with no ports connected. Maximum power rating and maximum heat dissipation are the worst-case theoretical maximum numbers provided for planning the infrastructure with fully loaded PoE (if equipped), 100% traffic, all ports plugged in, and all modules populated.	Idle power is the actual power consumption of the device with no ports connected. Maximum power rating and maximum heat dissipation are the worst-case theoretical maximum numbers provided for planning the infrastructure with fully loaded PoE (if equipped), 100% traffic, all ports plugged in, and all modules populated.	Idle power is the actual power consumption of the device with no ports connected. Maximum power rating and maximum heat dissipation are the worst-case theoretical maximum numbers provided for planning the infrastructure with fully loaded PoE (if equipped), 100% traffic, all ports plugged in, and all modules populated.
Safety			
	UL 60950-1: 2nd Edition; EN 60950-1:2006 +A11:2009 +A1:2010 +A12:2011+A2:2013; IEC 60950-1:2005 +A1:2009 +A2:2013; CSA 22.2 No. 60950-1-07 2nd; EN 60825-1:2014 / IEC 60825-1:2014 Class 1	UL 60950-1: 2nd Edition; EN 60950-1:2006 +A11:2009 +A1:2010 +A12:2011+A2:2013; IEC 60950-1:2005 +A1:2009 +A2:2013; CSA 22.2 No. 60950-1-07 2nd; EN 60825-1:2014 / IEC 60825-1:2014 Class 1	UL 60950-1: 2nd Edition; EN 60950-1:2006 +A11:2009 +A1:2010 +A12:2011+A2:2013; IEC 60950-1:2005 +A1:2009 +A2:2013; CSA 22.2 No. 60950-1-07 2nd; EN 60825-1:2014 / IEC 60825-1:2014 Class 1
Emissions			
	EN 55032:2012/CISPR 32 Class A; FCC CFR 47 Part 15 Class A; VCCI Class A; ICES-003 Class A; CNS 13438	EN 55032:2012/CISPR 32 Class A; FCC CFR 47 Part 15 Class A; VCCI Class A; ICES-003 Class A; CNS 13438	EN 55032:2012/CISPR 32 Class A; FCC CFR 47 Part 15 Class A; VCCI Class A; ICES-003 Class A; CNS 13438
Immunity			
Generic	EN 55024:2010/CISPR 24	EN 55024:2010/CISPR 24	EN 55024:2010/CISPR 24
ESD	IEC 61000-4-2	IEC 61000-4-2	IEC 61000-4-2
Radiated	IEC 61000-4-3	IEC 61000-4-3	IEC 61000-4-3
EFT/Burst	IEC 61000-4-4	IEC 61000-4-4	IEC 61000-4-4
Surge	IEC 61000-4-5	IEC 61000-4-5	IEC 61000-4-5
Conducted	IEC 61000-4-6	IEC 61000-4-6	IEC 61000-4-6
Power frequency magnetic field	IEC 61000-4-8	IEC 61000-4-8	IEC 61000-4-8
Voltage dips and Interruptions	IEC 61000-4-11	IEC 61000-4-11	IEC 61000-4-11
Harmonics	IEC/EN 61000-3-2	IEC/EN 61000-3-2	IEC/EN 61000-3-2
Flicker	IEC/EN 61000-3-3	IEC/EN 61000-3-3	IEC/EN 61000-3-3




SPECIFICATIONS

			
	Aruba 2930F 24G 4SFP+ Switch (JL253A)	Aruba 2930F 48G 4SFP+ Switch (JL254A)	Aruba 2930F 24G PoE+ 4SFP+ Switch (JL255A)
Management			
	Aruba Central; Aruba AirWave Network Management; IMC – Intelligent Management Center; Command-line interface; Web browser; Configuration menu; SNMP manager; Telnet; RMON1; FTP; Out-of-band management (serial RS-232C or micro USB)	Aruba Central; Aruba AirWave Network Management; IMC – Intelligent Management Center; Command-line interface; Web browser; Configuration menu; SNMP manager; Telnet; RMON1; FTP; Out-of-band management (serial RS-232C or micro USB)	Aruba Central; Aruba AirWave Network Management; IMC – Intelligent Management Center; Command-line interface; Web browser; Configuration menu; SNMP manager; Telnet; RMON1; FTP; Out-of-band management (serial RS-232C or micro USB)
Services			
	Refer to the Hewlett Packard Enterprise website at www.hpe.com/networking/services for details on the service-level descriptions and product numbers. For details about services and response times in your area, please contact your local Hewlett Packard Enterprise sales office.	Refer to the Hewlett Packard Enterprise website at www.hpe.com/networking/services for details on the service-level descriptions and product numbers. For details about services and response times in your area, please contact your local Hewlett Packard Enterprise sales office.	Refer to the Hewlett Packard Enterprise website at www.hpe.com/networking/services for details on the service-level descriptions and product numbers. For details about services and response times in your area, please contact your local Hewlett Packard Enterprise sales office.




SPECIFICATIONS

			
	Aruba 2930F 48G PoE+ 4SFP+ Switch (JL256A)	Aruba 2930F 8G PoE+ 2SFP+ Switch (JL258A)	Aruba 2930F 24G 4SFP Switch (JL259A)
I/O ports and slots			
	48 RJ-45 autosensing 10/100/1000 PoE+ ports (IEEE 802.3 Type 10BASE-T, IEEE 802.3u Type 100BASE-TX, IEEE 802.3ab Type 1000BASE-T, IEEE 802.3at PoE+); Duplex: 10BASE-T/100BASE-TX: half or full; 1000BASE-T: full only 4 SFP+ 1/10GbE ports; PHY-less	8 RJ-45 autosensing 10/100/1000 PoE+ ports (IEEE 802.3 Type 10BASE-T, IEEE 802.3u Type 100BASE-TX, IEEE 802.3ab Type 1000BASE-T, IEEE 802.3at PoE+); Duplex: 10BASE-T/100BASE-TX: half or full; 1000BASE-T: full only 2 SFP+ 1/10GbE ports; PHY-less	24 RJ-45 autosensing 10/100/1000 ports (IEEE 802.3 Type 10BASE-T, IEEE 802.3u Type 100BASE-TX, IEEE 802.3ab Type 1000BASE-T); Duplex: 10BASE-T/100BASE-TX: half or full; 1000BASE-T: full only 4 SFP
Additional ports and slots			
	1 dual-personality (RJ-45 or USB micro-B) serial console port	1 dual-personality (RJ-45 or USB micro-B) serial console port	1 dual-personality (RJ-45 or USB micro-B) serial console port
Physical characteristics			
Dimensions	17.42 (w) x 11.98 (d) x 1.73 (h) in (44.25 x 30.42 x 4.39 cm) (1U height)	10 (w) x 10 (d) x 1.73 (h) in (25.4 x 25.4 x 4.39 cm) (1U height)	17.42 (w) x 7.88 (d) x 1.73 (h) in (44.25 x 20.02 x 4.39 cm) (1U height)
Weight	9.83 lb (4.46 kg)	4.41 lb (2.0 kg)	5.31 lb (2.41 kg)
Memory and processor			
	Dual Core ARM Coretex @ 1016 MHz, 1 GB DDR3 SDRAM; Packet buffer size: 12.38 MB 4.5MB Ingress/7.875MB Egress, 4 GB eMMC	Dual Core ARM Coretex A9 @ 1016 MHz, 1 GB DDR3 SDRAM; Packet buffer size: 12.38 MB 4.5MB Ingress/7.875 Egress, 4 GB eMMC	Dual Core ARM Coretex A9 @ 1016 MHz, 1 GB DDR3 SDRAM; Packet buffer size: 12.38 MB 4.5MB Ingress/7.875MB Egress, 4 GB eMMC
Performance			
	IPv6 Ready Certified	IPv6 Ready Certified	IPv6 Ready Certified
1,000 Mb Latency	< 3.8 μs (64-byte packets)	< 3.8 μs (64-byte packets)	< 3.8 μs (64-byte packets)
10 Gbps Latency	< 1.6 μs (64-byte packets)	< 1.6 μs (64-byte packets)	
Throughput	up to 112.0 Mpps	up to 41.7 Mpps	up to 41.7 Mpps
Switching capacity	176 Gbps	56 Gbps	56 Gbps
Routing table size	2,000 IPv4, 1,000 IPv6 in hardware, 200 OSPF, 256 Static, 10,000 RIP	2,000 IPv4, 1,000 IPv6 in hardware, 200 OSPF, 256 Static, 10,000 RIP	2,000 IPv4, 1,000 IPv6 in hardware, 200 OSPF, 256 Static, 10,000 RIP
MAC address table size	32,768 entries	32,768 entries	32,768 entries
Environment			
Operating temperature	32°F to 113°F (0°C to 45°C); up to 5,000 Feet, 0°C to 40°C (32°F to 104°F) up to 10,000 Feet	32°F to 113°F (0°C to 45°C); up to 5,000 Feet, 0°C to 40°C (32°F to 104°F) up to 10,000 Feet	32°F to 113°F (0°C to 45°C); up to 5,000 Feet, 0°C to 40°C (32°F to 104°F) up to 10,000 Feet
Operating relative humidity	15% to 95% @ 104°F (40°C), noncondensing	15% to 95% @ 104°F (40°C), noncondensing	15% to 95% @ 104°F (40°C), noncondensing
Non-operating/Storage temperature	-40°F to 158°F (-40°C to 70°C); up to 15,000 Feet	-40°F to 158°F (-40°C to 70°C); up to 15,000 Feet	-40°F to 158°F (-40°C to 70°C); up to 15,000 Feet
Non-operating/Storage relative humidity	15% to 95% @ 149°F (65°C)	15% to 95% @ 149°F (65°C)	15% to 95% @ 149°F (65°C), noncondensing
Acoustic	Power: 55.7 dB, Pressure: 41.7 dB	Power: 0 dB, Pressure: 0 dB Fanless	Power: 49.7 dB, Pressure: 37.1 dB
Airflow direction	Side-to-side		Side-to-side




SPECIFICATIONS

			
	Aruba 2930F 48G PoE+ 4SFP+ Switch (JL256A)	Aruba 2930F 8G PoE+ 2SFP+ Switch (JL258A)	Aruba 2930F 24G 4SFP Switch (JL259A)
Electrical characteristics			
Frequency	50/60 Hz	50/60 Hz	50/60 Hz
80plus.org Certification	Silver		
Description		Power supply meets DoE VI certification.	
Maximum heat dissipation	293.0 BTU/hr (309.1 kJ/hr)	58.6 BTU/hr (61.8 kJ/hr)	100 BTU/hr (105.5 kJ/hr)
Voltage	100 - 127 / 200 - 240 VAC, rated	90 - 264 VAC, rated	100 - 127 / 200 - 240 VAC, rated
Current	5.1/2.5 A	2.6 A	0.6/0.4 A
Maximum power rating	459 W	155 W	29.3 W
Idle power	48.6 W		19.5 W
PoE power	370 W PoE+	125 W PoE+	
Notes	Idle power is the actual power consumption of the device with no ports connected. Maximum power rating and maximum heat dissipation are the worst-case theoretical maximum numbers provided for planning the infrastructure with fully loaded PoE (if equipped), 100% traffic, all ports plugged in, and all modules populated.	Maximum power rating and maximum heat dissipation are the worst-case theoretical maximum numbers provided for planning the infrastructure with fully loaded PoE (if equipped), 100% traffic, all ports plugged in, and all modules populated.	Idle power is the actual power consumption of the device with no ports connected. Maximum power rating and maximum heat dissipation are the worst-case theoretical maximum numbers provided for planning the infrastructure with fully loaded PoE (if equipped), 100% traffic, all ports plugged in, and all modules populated.
Safety			
	UL 69050-1: 2nd Edition; EN 60950-1:2006 +A11:2009 +A1:2010 +A12:2011+A2:2013; IEC 60950-1:2005 +A1:2009 +A2:2013; CSA 22.2 No. 60950-1-07 2nd; EN 60825-1:2014 / IEC 60825-1:2014 Class 1	UL 69050-1: 2nd Edition; EN 60950-1:2006 +A11:2009 +A1:2010 +A12:2011+A2:2013; IEC 60950-1:2005 +A1:2009 +A2:2013; CSA 22.2 No. 60950-1-07 2nd; EN 60825-1:2014 / IEC 60825-1:2014 Class 1	UL 69050-1: 2nd Edition; EN 60950-1:2006 +A11:2009 +A1:2010 +A12:2011+A2:2013; IEC 60950-1:2005 +A1:2009 +A2:2013; CSA 22.2 No. 60950-1-07 2nd; EN 60825-1:2014 / IEC 60825-1:2014 Class 1
Emissions			
	EN 55032:2012/CISPR 32 Class A; FCC CFR 47 Part 15 Class A; VCCI Class A; ICES-003 Class A; CNS 13438	EN 55032:2012/CISPR 32 Class A; FCC CFR 47 Part 15 Class A; VCCI Class A; ICES-003 Class A; CNS 13438	EN 55032:2012/CISPR 32 Class A; FCC CFR 47 Part 15 Class A; VCCI Class A; ICES-003 Class A; CNS 13438
Immunity			
Generic	EN 55024:2010/CISPR 24	EN 55024:2010/CISPR 24	EN 55024:2010/CISPR 24
ESD	IEC 61000-4-2	IEC 61000-4-2	IEC 61000-4-2
Radiated	IEC 61000-4-3	IEC 61000-4-3	IEC 61000-4-3
EFT/Burst	IEC 61000-4-4	IEC 61000-4-4	IEC 61000-4-4
Surge	IEC 61000-4-5	IEC 61000-4-5	IEC 61000-4-5
Conducted	IEC 61000-4-6	IEC 61000-4-6	IEC 61000-4-6
Power frequency magnetic field	IEC 61000-4-8	IEC 61000-4-8	IEC 61000-4-8
Voltage dips and Interruptions	IEC 61000-4-11	IEC 61000-4-11	IEC 61000-4-11
Harmonics	IEC/EN 61000-3-2	IEC/EN 61000-3-2	IEC/EN 61000-3-2
Flicker	IEC/EN 61000-3-3	IEC/EN 61000-3-3	IEC/EN 61000-3-3




SPECIFICATIONS

			
	Aruba 2930F 48G PoE+ 4SFP+ Switch (JL256A)	Aruba 2930F 8G PoE+ 2SFP+ Switch (JL258A)	Aruba 2930F 24G 4SFP Switch (JL259A)
Management			
	Aruba Central; Aruba AirWave Network Management; IMC – Intelligent Management Center; Command-line interface; Web browser; Configuration menu; SNMP manager; Telnet; RMON1; FTP; Out-of-band management (serial RS-232C or micro USB)	Aruba Central; Aruba AirWave Network Management; IMC – Intelligent Management Center; Command-line interface; Web browser; Configuration menu; SNMP manager; Telnet; RMON1; FTP; Out-of-band management (serial RS-232C or micro USB)	Aruba Central; Aruba AirWave Network Management; IMC – Intelligent Management Center; Command-line interface; Web browser; Configuration menu; SNMP manager; Telnet; RMON1; FTP; Out-of-band management (serial RS-232C or micro USB)
Services			
	Refer to the Hewlett Packard Enterprise website at www.hpe.com/networking/services for details on the service-level descriptions and product numbers. For details about services and response times in your area, please contact your local Hewlett Packard Enterprise sales office.	Refer to the Hewlett Packard Enterprise website at www.hpe.com/networking/services for details on the service-level descriptions and product numbers. For details about services and response times in your area, please contact your local Hewlett Packard Enterprise sales office.	Refer to the Hewlett Packard Enterprise website at www.hpe.com/networking/services for details on the service-level descriptions and product numbers. For details about services and response times in your area, please contact your local Hewlett Packard Enterprise sales office.




SPECIFICATIONS



			
	Aruba 2930F 48G 4SFP Switch (JL260A)	Aruba 2930F 24G PoE+ 4SFP Switch (JL261A)	Aruba 2930F 48G PoE+ 4SFP Switch (JL262A)
I/O ports and slots			
	48 RJ-45 autosensing 10/100/1000 ports (IEEE 802.3 Type 10BASE-T, IEEE 802.3u Type 100BASE-TX, IEEE 802.3ab Type 1000BASE-T); Duplex: 10BASE-T/100BASE-TX: half or full; 1000BASE-T: full only 4 SFP	24 RJ-45 autosensing 10/100/1000 PoE+ ports (IEEE 802.3 Type 10BASE-T, IEEE 802.3u Type 100BASE-TX, IEEE 802.3ab Type 1000BASE-T, IEEE 802.3at PoE+); Duplex: 10BASE-T/100BASE-TX: half or full; 1000BASE-T: full only 4 SFP	48 RJ-45 autosensing 10/100/1000 PoE+ ports (IEEE 802.3 Type 10BASE-T, IEEE 802.3u Type 100BASE-TX, IEEE 802.3ab Type 1000BASE-T, IEEE 802.3at PoE+); Duplex: 10BASE-T/100BASE-TX: half or full; 1000BASE-T: full only 4 SFP
Additional ports and slots			
	1 dual-personality (RJ-45 or USB micro-B) serial console port	1 dual-personality (RJ-45 or USB micro-B) serial console port	1 dual-personality (RJ-45 or USB micro-B) serial console port
Physical characteristics			
Dimensions	17.42 (w) x 9.7 (d) x 1.73 (h) in (44.25 x 24.63 x 4.39 cm) (1U height)	17.42 (w) x 11.98 (d) x 1.73 (h) in (44.25 x 30.42 x 4.39 cm) (1U height)	17.42 (w) x 11.98 (d) x 1.73 (h) in (44.25 x 30.42 x 4.39 cm) (1U height)
Weight	6.83 lb (3.10 kg)	8.6 lb (3.9 kg)	9.83 lb (4.46 kg)
Memory and processor			
	Dual Core ARM Coretex @ 1016 MHz, 1 GB DDR3 SDRAM; Packet buffer size: 12.38 MB 4.5MB Ingress/7.875MB Egress, 4 GB eMMC	Dual Core ARM Coretex A9 @ 1016 MHz, 1 GB DDR3 SDRAM; Packet buffer size: 12.38 MB 4.5MB Ingress/7.875 Egress, 4 GB eMMC	Dual Core ARM Coretex @ 1016 MHz, 1 GB DDR3 SDRAM; Packet buffer size: 12.38 MB 4.5MB Ingress/7.875MB Egress, 4 GB eMMC
Performance			
	IPv6 Ready Certified	IPv6 Ready Certified	IPv6 Ready Certified
1,000 Mb Latency	< 3.8 μs (64-byte packets)	< 3.8 μs (64-byte packets)	< 3.8 μs (64-byte packets)
Throughput	up to 77.4 Mpps	up to 41.7 Mpps	up to 77.4 Mpps
Switching capacity	104 Gbps	56 Gbps	104 Gbps
Routing table size	2,000 IPv4, 1,000 IPv6 in hardware, 200 OSPF, 256 Static, 10,000 RIP	2,000 IPv4, 1,000 IPv6 in hardware, 200 OSPF, 256 Static, 10,000 RIP	2,000 IPv4, 1,000 IPv6 in hardware, 200 OSPF, 256 Static, 10,000 RIP
MAC address table size	32,768 entries	32,768 entries	32,768 entries
Environment			
Operating temperature	32°F to 113°F (0°C to 45°C); up to 5,000 Feet, 0°C to 40°C (32°F to 104°F) up to 10,000 Feet	32°F to 113°F (0°C to 45°C); up to 5,000 Feet, 0°C to 40°C (32°F to 104°F) up to 10,000 Feet	32°F to 113°F (0°C to 45°C); up to 5,000 Feet, 0°C to 40°C (32°F to 104°F) up to 10,000 Feet
Operating relative humidity	15% to 95% @ 104°F (40°C), noncondensing	15% to 95% @ 104°F (40°C), noncondensing	15% to 95% @ 104°F (40°C), noncondensing
Non-operating/Storage temperature	-40°F to 158°F (-40°C to 70°C); up to 15,000 Feet	-40°F to 158°F (-40°C to 70°C); up to 15,000 Feet	-40°F to 158°F (-40°C to 70°C); up to 15,000 Feet
Non-operating/Storage relative humidity	15% to 95% @ 149°F (65°C), noncondensing	15% to 95% @ 149°F (65°C)	15% to 95% @ 149°F (65°C)
Acoustic	Power: 54.1 dB, Pressure: 40.2 dB	Power: 54.1 dB, Pressure: 40.6 dB	Power: 55.7 dB, Pressure: 41.7 dB
Airflow direction	Side-to-side	Side-to-side	Side-to-side

SPECIFICATIONS



			
	Aruba 2930F 48G 4SFP Switch (JL260A)	Aruba 2930F 24G PoE+ 4SFP Switch (JL261A)	Aruba 2930F 48G PoE+ 4SFP Switch (JL262A)
Electrical characteristics			
Frequency	50/60 Hz	50/60 Hz	50/60 Hz
80plus.org Certification		Silver	Silver
Maximum heat dissipation	100.0 BTU/hr (105.5 kJ/hr)	258.0 BTU/hr (272.2 kJ/hr)	293.0 BTU/hr (309.1 kJ/hr)
Voltage	100 - 127 / 200 - 240 VAC, rated	100 - 127 / 200 - 240 VAC, rated	100 - 127 / 200 - 240 VAC, rated
Current	0.9/0.6 A	4.9/2.4 A	5.1/2.5 A
Maximum power rating	46.6 W	445 W	459 W
Idle power	32.7 W	36.8 W	48.6 W
PoE power		370 W PoE+	370 W PoE+
Notes	Idle power is the actual power consumption of the device with no ports connected. Maximum power rating and maximum heat dissipation are the worst-case theoretical maximum numbers provided for planning the infrastructure with fully loaded PoE (if equipped), 100% traffic, all ports plugged in, and all modules populated.	Idle power is the actual power consumption of the device with no ports connected. Maximum power rating and maximum heat dissipation are the worst-case theoretical maximum numbers provided for planning the infrastructure with fully loaded PoE (if equipped), 100% traffic, all ports plugged in, and all modules populated.	Idle power is the actual power consumption of the device with no ports connected. Maximum power rating and maximum heat dissipation are the worst-case theoretical maximum numbers provided for planning the infrastructure with fully loaded PoE (if equipped), 100% traffic, all ports plugged in, and all modules populated.
Safety			
	UL 69050-1: 2nd Edition; EN 60950-1:2006 +A11:2009 +A1:2010 +A12:2011+A2:2013; IEC 60950-1:2005 +A1:2009 +A2:2013; CSA 22.2 No. 60950-1-07 2nd; EN 60825-1:2014 / IEC 60825-1:2014 Class 1	UL 69050-1: 2nd Edition; EN 60950-1:2006 +A11:2009 +A1:2010 +A12:2011+A2:2013; IEC 60950-1:2005 +A1:2009 +A2:2013; CSA 22.2 No. 60950-1-07 2nd; EN 60825-1:2014 / IEC 60825-1:2014 Class 1	UL 69050-1: 2nd Edition; EN 60950-1:2006 +A11:2009 +A1:2010 +A12:2011+A2:2013; IEC 60950-1:2005 +A1:2009 +A2:2013; CSA 22.2 No. 60950-1-07 2nd; EN 60825-1:2014 / IEC 60825-1:2014 Class 1
Emissions			
	EN 55032:2012/CISPR 32 Class A; FCC CFR 47 Part 15 Class A; VCCI Class A; ICES-003 Class A; CNS 13438	EN 55032:2012/CISPR 32 Class A; FCC CFR 47 Part 15 Class A; VCCI Class A; ICES-003 Class A; CNS 13438	EN 55032:2012/CISPR 32 Class A; FCC CFR 47 Part 15 Class A; VCCI Class A; ICES-003 Class A; CNS 13438
Immunity			
Generic	EN 55024:2010/CISPR 24	EN 55024:2010/CISPR 24	EN 55024:2010/CISPR 24
ESD	IEC 61000-4-2	IEC 61000-4-2	IEC 61000-4-2
Radiated	IEC 61000-4-3	IEC 61000-4-3	IEC 61000-4-3
EFT/Burst	IEC 61000-4-4	IEC 61000-4-4	IEC 61000-4-4
Surge	IEC 61000-4-5	IEC 61000-4-5	IEC 61000-4-5
Conducted	IEC 61000-4-6	IEC 61000-4-6	IEC 61000-4-6
Power frequency magnetic field	IEC 61000-4-8	IEC 61000-4-8	IEC 61000-4-8
Voltage dips and Interruptions	IEC 61000-4-11	IEC 61000-4-11	IEC 61000-4-11
Harmonics	IEC/EN 61000-3-2	IEC/EN 61000-3-2	IEC/EN 61000-3-2
Flicker	IEC/EN 61000-3-3	IEC/EN 61000-3-3	IEC/EN 61000-3-3

SPECIFICATIONS

			
	Aruba 2930F 48G 4SFP Switch (JL260A)	Aruba 2930F 24G PoE+ 4SFP Switch (JL261A)	Aruba 2930F 48G PoE+ 4SFP Switch (JL262A)
Management			
	Aruba Central; Aruba AirWave Network Management; IMC – Intelligent Management Center; Command-line interface; Web browser; Configuration menu; SNMP manager; Telnet; RMON1; FTP; Out-of-band management (serial RS-232C or micro USB)	Aruba Central; Aruba AirWave Network Management; IMC – Intelligent Management Center; Command-line interface; Web browser; Configuration menu; SNMP manager; Telnet; RMON1; FTP; Out-of-band management (serial RS-232C or micro USB)	Aruba Central; Aruba AirWave Network Management; IMC – Intelligent Management Center; Command-line interface; Web browser; Configuration menu; SNMP manager; Telnet; RMON1; FTP; Out-of-band management (serial RS-232C or micro USB)
Services			
	Refer to the Hewlett Packard Enterprise website at www.hpe.com/networking/services for details on the service-level descriptions and product numbers. For details about services and response times in your area, please contact your local Hewlett Packard Enterprise sales office.	Refer to the Hewlett Packard Enterprise website at www.hpe.com/networking/services for details on the service-level descriptions and product numbers. For details about services and response times in your area, please contact your local Hewlett Packard Enterprise sales office.	Refer to the Hewlett Packard Enterprise website at www.hpe.com/networking/services for details on the service-level descriptions and product numbers. For details about services and response times in your area, please contact your local Hewlett Packard Enterprise sales office.

SPECIFICATIONS		
		
	Aruba 2930F 48G PoE+ 4SFP 740W Switch (JL557A)	Aruba 2930F 48G PoE+ 4SFP+ 740W Switch (JL558A)
I/O ports and slots		
	48 RJ-45 autosensing 10/100/1000 PoE+ ports (IEEE 802.3 Type 10BASE-T, IEEE 802.3u Type 100BASE-TX, IEEE 802.3ab Type 1000BASE-T, IEEE 802.3at PoE+); Duplex: 10BASE-T/100BASE-TX: half or full; 1000BASE-T: full only 4 SFP	48 RJ-45 autosensing 10/100/1000 PoE+ ports (IEEE 802.3 Type 10BASE-T, IEEE 802.3u Type 100BASE-TX, IEEE 802.3ab Type 1000BASE-T, IEEE 802.3at PoE+); Duplex: 10BASE-T/100BASE-TX: half or full; 1000BASE-T: full only 4 SFP+ 1/10GbE ports; PHY-less
Additional ports and slots		
	1 dual-personality (RJ-45 or USB micro-B) serial console port	1 dual-personality (RJ-45 or USB micro-B) serial console port
Physical characteristics		
Dimensions	17.42 (w) x 12.77 (d) x 1.73 (h) in (44.25 x 32.42 x 4.39 cm) (1U height)	17.42 (w) x 12.77 (d) x 1.73 (h) in (44.25 x 32.42 x 4.39 cm) (1U height)
Weight	10.56 lb (4.79 kg)	10.56 lb (4.79 kg)
Memory and processor		
	Dual Core ARM Coretex A9 @ 1016 MHz, 1 GB DDR3 SDRAM; Packet buffer size: 12.38 MB 4.5 MB Ingress/7.785 Egress, 4 GB eMMC	Dual Core ARM Coretex A9 @ 1016 MHz, 1 GB DDR3 SDRAM; Packet buffer size: 12.38 MB 4.5 MB Ingress/7.785 Egress, 4 GB eMMC
Performance		
1,000 Mb Latency	< 3.8 μ s (64-byte packets)	< 3.8 μ s (64-byte packets)
10 Gbps latency		< 1.6 μ s (64-byte packets)
Throughput	up to 77.4 Mpps	up to 112.0 Mpps
Switching capacity	104 Gbps	176 Gbps
Routing table size	2,000 IPv4, 1,000 IPv6 in hardware, 200 OSPF, 256 Static, 10,000 RIP	2,000 IPv4, 1,000 IPv6 in hardware, 200 OSPF, 256 Static, 10,000 RIP
MAC address table size	32,768 entries	32,768 entries
Environment		
Operating temperature	32°F to 113°F (0°C to 45°C); up to 5,000 Feet, 0°C to 40°C (32°F to 104°F) up to 10,000 Feet	32°F to 113°F (0°C to 45°C); up to 5,000 Feet, 0°C to 40°C (32°F to 104°F) up to 10,000 Feet
Operating relative humidity	15% to 95% @ 104°F (40°C), noncondensing	15% to 95% @ 104°F (40°C), noncondensing
Non-operating/Storage temperature	-40°F to 158°F (-40°C to 70°C); up to 15,000 Feet	-40°F to 158°F (-40°C to 70°C); up to 15,000 Feet
Non-operating/Storage relative humidity	15% to 95% @ 149°F (65°C)	15% to 95% @ 149°F (65°C)
Acoustic	Power: 55.1 dB, Pressure: 41.1 dB	Power: 55.1 dB, Pressure: 41.1 dB
Airflow direction	Side-to-side	Side-to-side

SPECIFICATIONS

		
	Aruba 2930F 48G PoE+ 4SFP 740W Switch (JL557A)	Aruba 2930F 48G PoE+ 4SFP+ 740W Switch (JL558A)
Electrical characteristics		
Frequency	50/60 Hz	50/60 Hz
80plus.org Certification	Gold	Gold
Maximum heat dissipation	420.9 BTU/hr (444.1 kJ/hr)	420.9 BTU/hr (444.1 kJ/hr)
Voltage	100 - 127/200 - 240 VAC, rated	100 - 127/200 - 240 VAC, rated
Current	9.2/4.9 A	9.2/4.9 A
Maximum power rating	980 W	980 W
Idle power	49.9 W	49.9 W
PoE power	740 W PoE+	740 W PoE+
Notes	Idle power is the actual power consumption of the device with no ports connected. Maximum power rating and maximum heat dissipation are the worst-case theoretical maximum numbers provided for planning the infrastructure with fully loaded PoE (if equipped), 100% traffic, all ports plugged in, and all modules populated.	Idle power is the actual power consumption of the device with no ports connected. Maximum power rating and maximum heat dissipation are the worst-case theoretical maximum numbers provided for planning the infrastructure with fully loaded PoE (if equipped), 100% traffic, all ports plugged in, and all modules populated.
Safety		
	UL 60950-1: 2nd Edition; EN 60950-1:2006 +A11:2009 +A1:2010 +A12:2011+A2:2013; IEC 60950- 1:2005 +A1:2009 +A2:2013; CSA 22.2 No. 60950-1-07 2nd; EN 60825- 1:2014 / IEC 60825-1:2014 Class 1	UL 60950-1: 2nd Edition; EN 60950-1:2006 +A11:2009 +A1:2010 +A12:2011+A2:2013; IEC 60950- 1:2005 +A1:2009 +A2:2013; CSA 22.2 No. 60950-1-07 2nd; EN 60825- 1:2014 / IEC 60825-1:2014 Class 1
Emissions		
	EN 55032:2012/CISPR 32 Class A; FCC CFR 47 Part 15 Class A; VCCI Class A; ICES-003 Class A; CNS 13438	EN 55032:2012/CISPR 32 Class A; FCC CFR 47 Part 15 Class A; VCCI Class A; ICES-003 Class A; CNS 13438
Immunity		
Generic	EN 55024:2010/CISPR 24	EN 55024:2010/CISPR 24
ESD	IEC 61000-4-2	IEC 61000-4-2
Radiated	IEC 61000-4-3	IEC 61000-4-3
EFT/Burst	IEC 61000-4-4	IEC 61000-4-4
Surge	IEC 61000-4-5	IEC 61000-4-5
Conducted	IEC 61000-4-6	IEC 61000-4-6
Power frequency magnetic field	IEC 61000-4-8	IEC 61000-4-8
Voltage dips and Interruptions	IEC 61000-4-11	IEC 61000-4-11
Harmonics	IEC/EN 61000-3-2	IEC/EN 61000-3-2
Flicker	IEC/EN 61000-3-3	IEC/EN 61000-3-3

SPECIFICATIONS		
	Aruba 2930F 48G PoE+ 4SFP 740W Switch (JL557A)	Aruba 2930F 48G PoE+ 4SFP+ 740W Switch (JL558A)
Management		
	Aruba Central; Aruba AirWave Network Management; IMC – Intelligent Management Center; Command-line interface; Web browser; Configuration menu; SNMP manager; Telnet; RMON1; FTP; Out-of-band management (serial RS-232C or micro USB)	Aruba Central; Aruba AirWave Network Management; IMC – Intelligent Management Center; Command-line interface; Web browser; Configuration menu; SNMP manager; Telnet; RMON1; FTP; Out-of-band management (serial RS-232C or micro USB)
Services		
	Refer to the Hewlett Packard Enterprise website at www.hpe.com/networking/services for details on the service-level descriptions and product numbers. For details about services and response times in your area, please contact your local Hewlett Packard Enterprise sales office.	Refer to the Hewlett Packard Enterprise website at www.hpe.com/networking/services for details on the service-level descriptions and product numbers. For details about services and response times in your area, please contact your local Hewlett Packard Enterprise sales office.

STANDARDS AND PROTOCOLS (APPLIES TO ALL PRODUCTS IN SERIES)

Denial of service protection

- CPU DoS Protection

Device management

- RFC 1155 Structure and Management Information (SMIPv1)
- RFC 1157 SNMPv1/v2c
- RFC 1591 DNS (client)
- RFC 1901 (Community based SNMPv2)
- RFC 1901-1907 SNMPv2c, SMIv2 and Revised MIB-II
- RFC 1908 (SNMPv1/v2 Coexistence)
- RFC 2576 (Coexistence between SNMPv1, v2, v3)
- RFC 2578-2580 SMIv2
- RFC 2579 (SMIv2 Text Conventions)
- RFC 2580 (SMIv2 Conformance)
- RFC 2819 (RMON groups Alarm, Event, History, and Statistics only)
- RFC 3416 (SNMP Protocol Operations v2)
- RFC 3417 (SNMP Transport Mappings)
- HTML and Telnet management
- HTTP, SSHv1, and Telnet
- Multiple Configuration Files
- Multiple Software Images
- SNMPv3 and RMON RFC support
- SSHv1/SSHv2 Secure Shell
- TACACS/TACACS+
- Web UI

General protocols

- IEEE 802.1AX-2008 Link Aggregation
- IEEE 802.1d MAC Bridges
- IEEE 802.1p Priority
- IEEE 802.1Q VLANs
- IEEE 802.1s Multiple Spanning Trees
- IEEE 802.3ad Link Aggregation Control Protocol (LACP)
- IEEE 802.3af Power over Ethernet
- IEEE 802.3at PoE+
- IEEE 802.3az Energy Efficient Ethernet
- IEEE 802.3x Flow Control
- RFC 768 UDP
- RFC 783 TFTP Protocol (revision 2)
- RFC 792 ICMP
- RFC 793 TCP
- RFC 826 ARP
- RFC 854 TELNET
- RFC 868 Time Protocol
- RFC 951 BOOTP

- RFC 1058 RIPv1
- RFC 1256 ICMP Router Discovery Protocol (IRDP)
- RFC 1350 TFTP Protocol (revision 2)
- IEEE 802.1v VLAN classification by Protocol and Port
- RFC 1519 CIDR IEEE 802.1w Rapid Reconfiguration of Spanning Tree
- RFC 1542 BOOTP Extensions IEEE 802.3ab 1000BASE-T
- RFC 1918 Address Allocation for Private Internet
- RFC 2030 Simple Network Time Protocol (SNTP) v4
- RFC 2131 DHCP
- RFC 2236 IGMP Snooping
- RFC 2453 RIPv2
- RFC 2865 Remote Authentication Dial In User Service (RADIUS)
- RFC 2866 RADIUS Accounting
- RFC 3046 DHCP Relay Agent Information Option
- RFC 3411 An Architecture for Describing Simple Network Management Protocol (SNMP) Management Frameworks
- RFC 3412 Message Processing and Dispatching for the Simple Network Management Protocol (SNMP)
- RFC 3413 Simple Network Management Protocol (SNMP) Applications
- RFC 3414 User-based Security Model (USM) for version 3 of the Simple Network Management Protocol (SNMPv3)
- RFC 3415 View-based Access Control Model (VACM) for the Simple Network Management Protocol (SNMP)
- RFC 3416 Protocol Operations for SNMP
- RFC 3417 Transport Mappings for the Simple Network Management Protocol (SNMP)
- RFC 3418 Management Information Base (MIB) for the Simple Network Management Protocol (SNMP)
- RFC 3575 IANA Considerations for RADIUS
- RFC 3576 Ext to RADIUS (CoA only)
- RFC 4541 Considerations for Internet Group Management Protocol (IGMP) and Multicast Listener Discovery (MLD) Snooping Switches
- RFC 4675 RADIUS VLAN & Priority
- RFC 4861 Neighbor Discovery for IP version 6 (IPv6)
- RFC 4862 IPv6 Stateless Address Autoconfiguration
- RFC 5905 Network Time Protocol Version 4: Protocol and Algorithms Specification
- UDLD (Uni-directional Link Detection)

IP multicast

- RFC 1112 IGMP
- RFC 2236 IGMPv2
- RFC 2710 Multicast Listener Discovery (MLD) for IPv6
- RFC 3376 IGMPv3
- RFC 4541 Considerations for Internet Group Management Protocol (IGMP) and Multicast Listener Discovery (MLD) Snooping Switches

IPv6

- RFC 1981 IPv6 Path MTU Discovery
- RFC 2080 RIPng for IPv6
- Protocol Applicability Statement
- RFC 2082 RIP-2 MD5
- RFC 2460 IPv6 Specification
- RFC 2464 Transmission of IPv6 over Ethernet Networks
- RFC 2710 Multicast Listener Discovery (MLD) for IPv6
- RFC 2925 Definitions of Managed Objects for Remote Ping, Traceroute, and Lookup Operations (Ping only)
- RFC 2925 Remote Operations MIB (Ping only)
- RFC 3019 MLDv1 MIB
- RFC 3315 DHCPv6 (client and relay)
- RFC 3484 Default Address Selection for IPv6
- RFC 3513 IPv6 Addressing Architecture
- RFC 3596 DNS Extension for IPv6
- RFC 3810 MLDv2 for IPv6
- RFC 4022 MIB for TCP
- RFC 4113 MIB for UDP
- RFC 4251 SSHv6 Architecture
- RFC 4252 SSHv6 Authentication
- RFC 4253 SSHv6 Transport Layer
- RFC 4254 SSHv6 Connection
- RFC 4291 IP Version 6 Addressing Architecture
- RFC 4293 MIB for IP
- RFC 4419 Key Exchange for SSH
- RFC 4443 ICMPv6
- RFC 4541 IGMP & MLD Snooping Switch
- RFC 4861 IPv6 Neighbor Discovery
- RFC 4862 IPv6 Stateless Address Auto-configuration
- RFC 5095 Deprecation of Type 0 Routing Headers in IPv6
- RFC 6620 FCFS SAVI
- draft-ietf-savi-mix

MIBs

- IEEE 802.1ap (MSTP and STP MIB's only)
- IEEE 8021-Bridge-MIB (2008)
- IEEE 8021-Q-Bridge-MIB (2008)
- RFC 1155 Structure & ID of Management Information for TCP/IP Internets
- RFC 1156 (TCP/IP MIB)
- RFC 1157 A Simple Network Management Protocol (SNMP)
- RFC 1213 MIB II
- RFC 1493 Bridge MIB
- RFC 1724 RIPv2 MIB
- RFC 2021 RMONv2 MIB
- RFC 2578 Structure of Management Information Version 2 (SMIv2)
- RFC 2579 Textual Conventions for SMIv2
- RFC 2580 Conformance Statements for SMIv2
- RFC 2613 SMON MIB
- RFC 2618 RADIUS Client MIB
- RFC 2620 RADIUS Accounting MIB
- RFC 2665 Ethernet-Like-MIB
- RFC 2668 802.3 MAU MIB
- RFC 2674 802.1p and IEEE 802.1Q Bridge MIB
- RFC 2737 Entity MIB (version 2)
- RFC 2819 RMON MIB
- RFC 2863 The Interfaces Group MIB
- RFC 2925 Ping MIB
- RFC 2932 IP (Multicast Routing MIB)
- RFC 2933 IGMP MIB
- RFC 3414 SNMP-User based-SM MIB
- RFC 3415 SNMP-View based-ACM MIB
- RFC 3417 Simple Network Management Protocol (SNMP) over IEEE 802 Networks
- RFC 3418 MIB for SNMPv3
- RFC 4836 Managed Objects for 802.3 Medium Attachment Units (MAU)

Network management

- IEEE 802.1AB Link Layer Discovery Protocol (LLDP)
- RFC 1155 Structure of Management Information
- RFC 1157 SNMPv1
- RFC 2021 Remote Network Monitoring Management Information Base version 2 using SMIv2
- RFC 2576 Coexistence between SNMP versions
- RFC 2578 Structure of Management Information Version 2 (SMIv2)
- RFC 2579 Textual Conventions for SMIv2
- RFC 2580 Conformance Statements for SMIv2
- RFC 2819 Four groups of RMON: 1 (statistics), 2 (history), 3 (alarm), and 9 (events)
- RFC 2819 Remote Network Monitoring Management Information Base
- RFC 2856 Textual Conventions for Additional High Capacity Data Types
- RFC 2925 Definitions of Managed Objects for Remote Ping, Traceroute, and Lookup Operations Applications
- RFC 3164 BSD syslog Protocol
- RFC 3176 sFlow
- RFC 3411 SNMP Management Frameworks
- RFC 3412 Message Processing and Dispatching for the Simple Network Management Protocol (SNMP)
- RFC 3413 Simple Network Management Protocol (SNMP) Applications
- RFC 3414 User-based Security Model (USM) for version 3 of the Simple Network Management Protocol (SNMPv3)
- RFC 3415 View-based Access Control Model (VACM) for the Simple Network Management Protocol (SNMP)
- RFC 3418 Management Information Base (MIB) for the Simple Network Management Protocol (SNMP)
- RFC 5424 Syslog Protocol
- ANSI/TIA-1057 LLDP Media Endpoint Discovery (LLDP-MED)
- SNMPv1/v2c/v3 XRMON

QoS/CoS

- IEEE 802.1p (CoS)
- RFC 2474 DiffServ Precedence, including 8 queues/port
- RFC 2475 DiffServ Architecture
- RFC 2597 DiffServ Assured Forwarding (AF)
- RFC 2598 DiffServ Expedited Forwarding (EF)
- Ingress Rate Limiting

Security

- IEEE 802.1X Port Based Network Access Control
- RFC 1321 The MD5 Message-Digest Algorithm
- RFC 1334 PPP Authentication Protocols (PAP)
- RFC 1492 An Access Control Protocol, Sometimes Called TACACS
- RFC 1492 TACACS+
- RFC 1994 PPP Challenge Handshake Authentication Protocol (CHAP)
- RFC 2082 RIP-2 MD5 Authentication
- RFC 2104 Keyed-Hashing for Message Authentication
- RFC 2138 RADIUS Authentication
- RFC 2139 RADIUS Accounting
- RFC 2246 Transport Layer Security (TLS)
- RFC 2548 Microsoft® Vendor-specific RADIUS Attributes
- RFC 2618 RADIUS Authentication Client MIB
- RFC 2620 RADIUS Accounting Client MIB
- RFC 2716 PPP EAP TLS Authentication Protocol
- RFC 2818 HTTP Over TLS
- RFC 2865 RADIUS (client only)
- RFC 2865 RADIUS Authentication
- RFC 2866 RADIUS Accounting
- RFC 2867 RADIUS Accounting Modifications for Tunnel Protocol Support
- RFC 2868 RADIUS Attributes for Tunnel Protocol Support
- RFC 2869 RADIUS Extensions
- RFC 2882 NAS Requirements: Extended RADIUS Practices
- RFC 3162 RADIUS and IPv6
- RFC 3576 Dynamic Authorization Extensions to RADIUS
- RFC 3579 RADIUS Support For Extensible Authentication Protocol (EAP)
- RFC 3580 IEEE 802.1X RADIUS
- RFC 3580 IEEE 802.1X Remote Authentication Dial In User Service (RADIUS) Usage Guidelines
- RFC 4576 RADIUS Attributes Access Control Lists (ACLs)
- draft-grant-tacacs-02 (TACACS)
- Guest VLAN for 802.1X
- MAC Authentication
- MAC Lockdown
- MAC Lockout
- Port Security
- RFC Secure Sockets Layer (SSL)
- SSHv2 Secure Shell
- Web Authentication

ARUBA 2930F SWITCH SERIES ACCESSORIES

Transceivers

- Aruba 100M SFP LC FX 2km MMF XCVR (J9054D)
- Aruba 1G SFP LC SX 500m MMF XCVR (J4858D)
- Aruba 1G SFP LC LX 10km SMF XCVR (J4859D)
- Aruba 1G SFP LC LH 70km SMF XCVR (J4860D)
- Aruba 1G SFP RJ45 T 100m Cat5e XCVR (J8177D)
- Aruba 10G SFP+ LC SR 300m MMF XCVR (J9150D)
- Aruba 10G SFP+ LC LR 10km SMF XCVR (J9151D)
- Aruba 10G SFP+ LC ER 40km SMF XCVR (J9153D)
- Aruba 10G SFP+ to SFP+ 1m DAC Cable (J9281D)
- Aruba 10G SFP+ to SFP+ 3m DAC Cable (J9283D)

Note: 2930F Series Switches do not support the use of 10G LRM (J9152D), nor 7M 10G DAC (J9285D)

Cables

- Aruba X2C2 RJ45 to DB9 Console Cable (JL448A)
- HPE 0.5 m Multimode OM3 LC/LC Optical Cable (AJ833A)
- HPE 1 m Multimode OM3 LC/LC Optical Cable (AJ834A)
- HPE 2 m Multimode OM3 LC/LC Optical Cable (AJ835A)
- HPE 5 m Multimode OM3 LC/LC Optical Cable (AJ836A)
- HPE 15 m Multimode OM3 LC/LC Optical Cable (AJ837A)
- HPE 30 m Multimode OM3 LC/LC Optical Cable (AJ838A)
- HPE 50 m Multimode OM3 LC/LC Optical Cable (AJ839A)
- HPE Premier Flex LC/LC Multi-mode OM4 2 fiber 1m Cable (QK732A)
- HPE Premier Flex LC/LC Multi-mode OM4 2 fiber 2m Cable (QK733A)
- HPE Premier Flex LC/LC Multi-mode OM4 2 fiber 5m Cable (QK734A)
- HPE Premier Flex LC/LC Multi-mode OM4 2 fiber 15m Cable (QK735A)
- HPE Premier Flex LC/LC Multi-mode OM4 2 fiber 30m Cable (QK736A)
- HPE Premier Flex LC/LC Multi-mode OM4 2 fiber 50m Cable (QK737A)

Aruba 2930F 24G 4SFP+ Switch (JL253A)

- HPE X410 1U Universal 4-post Rack Mounting Kit (J9583A)

Aruba 2930F 48G 4SFP+ Switch (JL254A)

- HPE X410 1U Universal 4-post Rack Mounting Kit (J9583A)

Aruba 2930F 24G PoE+ 4SFP+ Switch (JL255A)

- HPE X410 1U Universal 4-post Rack Mounting Kit (J9583A)

Aruba 2930F 48G PoE+ 4SFP+ Switch (JL256A)

- HPE X410 1U Universal 4-post Rack Mounting Kit (J9583A)

Aruba 2930F 8G PoE+ 2SFP+ Switch (JL258A)

- Aruba 2930F 8-port Cable Guard (JL311A)
- Aruba 2930F 8-port Power Shelf (JL312A)

Aruba 2930F 24G 4SFP Switch (JL259A)

- HPE X410 1U Universal 4-post Rack Mounting Kit (J9583A)

Aruba 2930F 48G 4SFP Switch (JL260A)

- HPE X410 1U Universal 4-post Rack Mounting Kit (J9583A)

Aruba 2930F 24G PoE+ 4SFP Switch (JL261A)

- HPE X410 1U Universal 4-post Rack Mounting Kit (J9583A)

Aruba 2930F 48G PoE+ 4SFP Switch (JL262A)

- HPE X410 1U Universal 4-post Rack Mounting Kit (J9583A)
- JL557A also uses the J9583A mounting kit
- JL558A also uses the J9583A mounting kit



a Hewlett Packard
Enterprise company

www.arubanetworks.com

3333 SCOTT BLVD | SANTA CLARA, CA 95054
1.844.473.2782 | T: 1.408.227.4500 | FAX: 1.408.227.4550 | INFO@ARUBANETWORKS.COM

DS_2930FSwitchSeries_041018



Unifi[®] AC


802.11AC Dual-Radio Access Points

Models: UAP-AC-IW, UAP-AC-IW-PRO, UAP-AC-LITE, UAP-AC-LR, UAP-AC-PRO, UAP-AC-EDU

Unlimited Indoor/Outdoor AP Scalability in a Unified Management System

Breakthrough Speeds up to 1300 Mbps in the 5 GHz Band

Intuitive UniFi Controller Software





Scalable Enterprise Wi-Fi Management

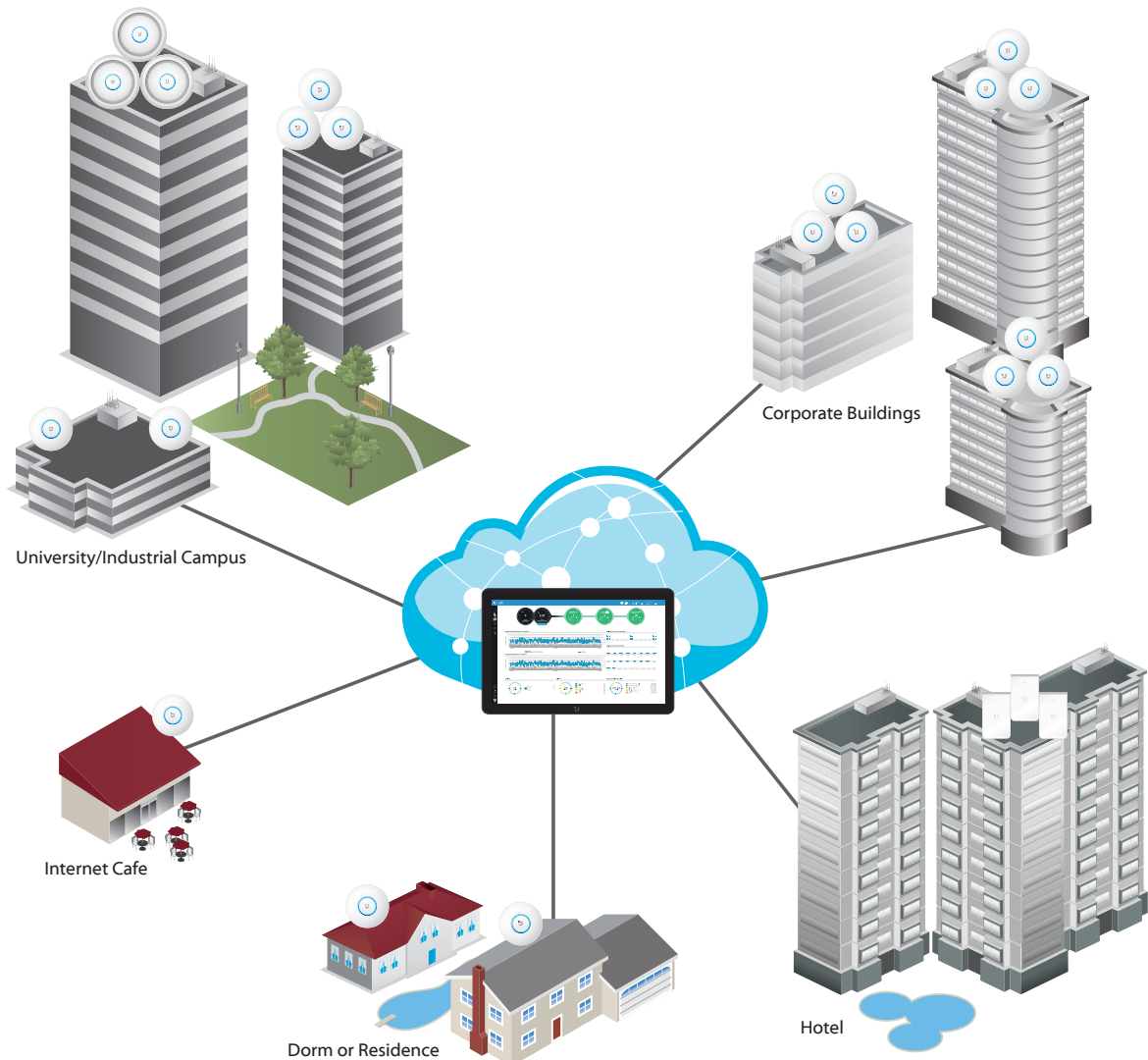
UniFi® is the revolutionary Wi-Fi system that combines enterprise performance, unlimited scalability, and a central management controller. UniFi 802.11AC Dual-Radio Access Points (APs) have a refined industrial design and can be easily installed using the included mounting hardware.

Easily accessible through any standard web browser and the UniFi mobile app (iOS or Android), the UniFi Controller software is a powerful software engine ideal for high-density client deployments requiring low latency and high uptime performance.

Use the UniFi Controller software to quickly configure and administer an enterprise Wi-Fi network – no special training required. RF map and performance features, real-time status, automatic UAP device detection, and advanced security options are all seamlessly integrated.

Extend Your Coverage

With the UniFi Controller software running in a NOC or in the cloud, administrators can manage multiple sites: multiple, distributed deployments and multi-tenancy for managed service providers. Below are some deployment examples.



Features

Save Money and Save Time Unlike traditional enterprise Wi-Fi systems that use a hardware controller, UniFi comes bundled with a non-dedicated software controller that can be deployed on an on-site PC, Mac, or Linux machine; in a private cloud; or using a public cloud service.

Powerful Hardware The UniFi 802.11AC Dual-Radio APs feature the latest in Wi-Fi 802.11AC MIMO technology.

Intuitive UniFi Controller Software Configure and manage your APs with the easy-to-learn user interface.

Expandable Unlimited scalability: build wireless networks as big or small as needed. Start with one (or upgrade to a three-pack) and expand to thousands while maintaining a single unified management system.

UniFi Controller

Packed with Features

Use the UniFi Controller to provision thousands of UniFi APs, map out networks, quickly manage system traffic, and provision additional UniFi APs.

Breakthrough RF Map

Use the RF map to monitor and analyze radio frequencies for optimal AP placement, configuration, and troubleshooting.

Powerful RF Performance Features

Advanced RF performance and configuration features include spectral analysis, airtime fairness, and band steering.

Detailed Analytics

Use the configurable reporting and analytics to manage large user populations and expedite troubleshooting.

Wireless Uplink

Wireless Uplink functionality enables wireless connectivity between APs for extended range. One wired UniFi AP uplink supports up to four wireless downlinks on a single operating band, allowing wireless adoption of devices in their default state and real-time changes to network topology.

Guest Portal/Hotspot Support

Easy customization and options for Guest Portals include authentication, Hotspot setup, and the ability to use your own external portal server. Use UniFi's rate limiting for your Guest Portal/Hotspot package offerings. Apply different bandwidth rates (download/upload), limit total data usage, and limit duration of use.

All UniFi APs include Hotspot functionality:

- Built-in support for billing integration using major credit cards.
- Built-in support for voucher-based authentication.
- Built-in Hotspot Manager for voucher creation, guest management, and payment refunds.
- Full customization and branding of Hotspot portal pages.

Multi-Site Management

A single UniFi Controller running in the cloud can manage multiple sites: multiple, distributed deployments and multi-tenancy for managed service providers. Each site is logically separated and has its own configuration, maps, statistics, guest portal, and administrator read/write and read-only accounts.

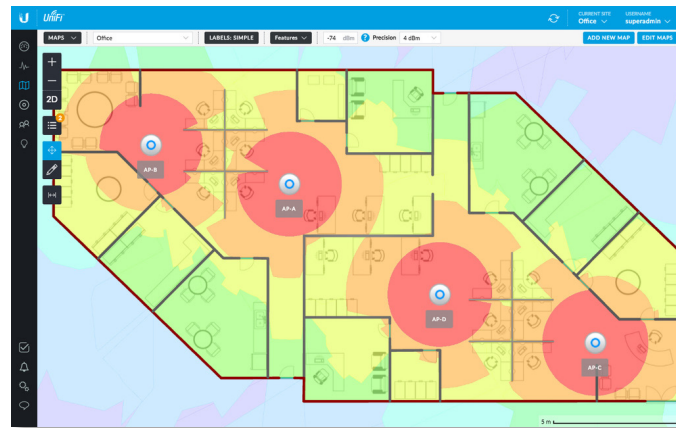
WLAN Groups

The UniFi Controller can manage flexible configurations of large deployments. Create multiple WLAN groups and assign them to an AP's radio.



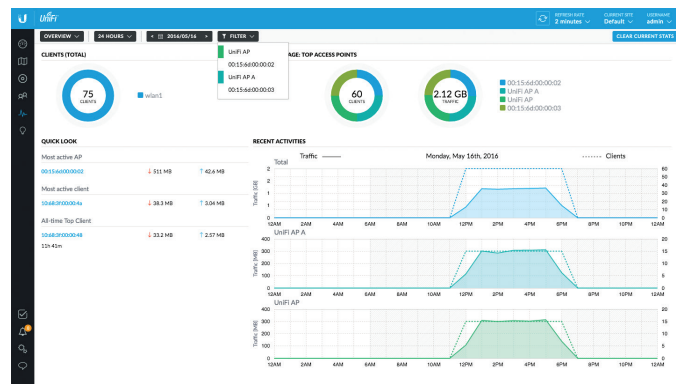
Dashboard

UniFi provides a visual representation of your network's status and delivers basic information about each network segment.



RF Map

Monitor UniFi APs and analyze the surrounding RF environment.



Statistics

UniFi visualizes network traffic in clear and easy-to-read graphs.



UniFi Mobile App

Manage your UniFi devices from your smartphone or tablet.

Models

Hardware Overview

Easy Mounting Sleek design for seamless integration into any environment (all accessories included).

LED Unique provisioning and status LED provides administrator location tracking and alerts for each device.

Designed for the Great Outdoors The UniFi AC Pro features weatherproof casing designed specifically for outdoor applications.

Advanced Acoustic Speaker The UniFi AC EDU AP provides high-quality sound with accurate voice reproduction for announcements over Wi-Fi.

Power over Ethernet (PoE) Includes PoE functionality. Each single-pack – except for the UniFi AC In-Wall AP, In-Wall Pro AP, and Pro AP – includes a PoE adapter.

PoE Switching

UniFi Switch with PoE You can power your UniFi devices with a UniFi PoE Switch (sold separately). Available in 8, 16, 24, and 48-port versions with multiple power output options, the UniFi PoE Switch conveniently offers auto-sensing IEEE 802.3af PoE/802.3at PoE+.



PoE Standards The UniFi AC EDU, In-Wall, In-Wall Pro, and Pro APs are compatible with an 802.3at PoE+ compliant switch. The UniFi AC Pro AP can also use 802.3af PoE.

Model Comparison Chart



	UAP-AC-IW	UAP-AC-IW-PRO	UAP-AC-LITE	UAP-AC-LR	UAP-AC-PRO	UAP-AC-EDU
Environment	Indoor	Indoor	Indoor	Indoor	Indoor/Outdoor	Indoor
Simultaneous Dual-Band	✓	✓	✓	✓	✓	✓
2.4 GHz Radio Rate	300 Mbps	450 Mbps	300 Mbps	450 Mbps	450 Mbps	450 Mbps
2.4 GHz MIMO	2x2	3x3	2x2	3x3	3x3	3x3
5 GHz Radio Rate	867 Mbps	1300 Mbps	867 Mbps	867 Mbps	1300 Mbps	1300 Mbps
5 GHz MIMO	2x2	3x3	2x2	2x2	3x3	3x3
Secondary Ethernet Port	✓ (2 Additional Ports)	✓ (2 Additional Ports)			✓	✓
Loudspeaker						✓
PoE Mode	802.3at PoE+	802.3at PoE+	802.3af/A PoE 24V Passive PoE	802.3af/A PoE 24V Passive PoE	802.3af PoE 802.3at PoE+	802.3at PoE+
Ceiling Mount			✓	✓	✓	✓
Wall Mount	✓	✓	✓	✓	✓	✓
Wireless Uplink	✓	✓	✓	✓	✓	✓
DFS Certification	✓	✓	✓	✓	✓	✓



UAP-AC-IW

The UniFi AC In-Wall AP transforms an Ethernet wall connection into a dual-band 802.11AC Wi-Fi Access Point. It features two Gigabit Ethernet ports, one of which delivers PoE to power and connects an 802.3af device to the network. The UniFi AC In-Wall AP provides simultaneous, dual-band, 2x2 MIMO technology and is available in single- and five-packs¹.



UAP-AC-IW-PRO

The UniFi AC In-Wall Pro AP transforms an Ethernet wall connection into a simultaneous, dual-band 802.11AC Wi-Fi Access Point with 3x3 MIMO technology and 50% higher radio rates than the UAP-AC-IW. The UniFi AC In-Wall Pro features two Gigabit Ethernet ports, one of which delivers PoE to power and connects an 802.3af device to the network. It is available in single- and five-packs¹.



UAP-AC-LITE

Featuring an ultra-compact design, the UniFi AC Lite AP delivers a cost-effective combination of value and performance in a reduced footprint: 25% smaller than the standard UniFi AP. The UniFi AC Lite AP provides simultaneous, dual-band, 2x2 MIMO technology and is available in single- and five-packs².



UAP-AC-LR

Ideal for long-range deployments, the UniFi AC LR AP offers simultaneous, dual-band operation with 3x3 MIMO in the 2.4 GHz band and 2x2 MIMO in the 5 GHz band. The innovative antenna design provides a long-range, symmetrical-link coverage area, and the antenna gain of the UniFi AC LR AP performs better than one-way, high transmit power does for connecting distant clients. It is available in single- and five-packs².



UAP-AC-PRO

Deploy the UniFi AC Pro AP indoors or outdoors, in wireless networks requiring maximum performance. Sporting a weatherproof design, the UniFi AC Pro AP features simultaneous, dual-band, 3x3 MIMO technology and convenient 802.3af PoE/802.3at PoE+ compatibility. It is available in single- and five-packs¹.



UAP-AC-EDU

The UniFi AC EDU AP conveniently integrates Wi-Fi and public address capabilities, making it ideal for campus-wide deployment. The UniFi AC EDU AP features simultaneous, dual-band, 3x3 MIMO technology and convenient 802.3at PoE+ compatibility. It is available in single- and four-packs².

¹ We recommend powering the UniFi APs with the UniFi PoE Switch, as PoE adapters are not included.

² Four- and five-packs do not ship with PoE adapters; we recommend powering the UniFi APs with the UniFi PoE Switch instead.

UAP-AC-IW Specifications

UAP-AC-IW	
Dimensions	139.7 x 86.7 x 25.75 mm (5.5 x 3.41 x 1.01")
Weight	200 g (6.43 oz)
Networking Interface	(3) 10/100/1000 Ethernet Ports
Buttons	Reset
Power Method	802.3at PoE+ Supported
Power Supply	UniFi PoE Switch (Not Included)
Power Save	Supported
PoE Out	48V Pass-Through (Pins 1, 2+; 3, 6-)
Maximum Power Consumption with PoE Passthrough	7W 19W*
Maximum TX Power	
2.4 GHz	20 dBm
5 GHz	20 dBm
Antennas	(1) Dual-Band Antenna, Single-Polarity
2.4 GHz	1 dBi
5 GHz	2 dBi
Wi-Fi Standards	802.11 a/b/g/n/ac
Wireless Security	WEP, WPA-PSK, WPA-Enterprise (WPA/WPA2, TKIP/AES)
BSSID	Up to 8 per Radio
Mounting	1-Gang Electrical Wall Box (Not Included)
Operating Temperature	-10 to 50° C (14 to 122° F)
Operating Humidity	5 to 95% Noncondensing
Certifications	CE, FCC, IC

* Requires 802.3at PoE+ switch

Advanced Traffic Management	
VLAN	802.1Q
Advanced QoS	Per-User Rate Limiting
Guest Traffic Isolation	Supported
WMM	Voice, Video, Best Effort, and Background
Concurrent Clients	250+

Supported Data Rates (Mbps)	
Standard	Data Rates
802.11ac	6.5 Mbps to 867 Mbps (MCS0 - MCS9 NSS1/2, VHT 20/40/80)
802.11n	6.5 Mbps to 300 Mbps (MCS0 - MCS15, HT 20/40)
802.11a	6, 9, 12, 18, 24, 36, 48, 54 Mbps
802.11g	6, 9, 12, 18, 24, 36, 48, 54 Mbps
802.11b	1, 2, 5.5, 11 Mbps

UAP-AC-IW-PRO Specifications



UAP-AC-IW-PRO	
Dimensions	139.7 x 86.7 x 25.75 mm (5.5 x 3.41 x 1.01")
Weight	210 g (7.41 oz)
Networking Interface	(3) 10/100/1000 Ethernet Ports
Buttons	Reset
Power Method	802.3at PoE+ Supported
Power Supply	UniFi PoE Switch (Not Included)
Power Save	Supported
PoE Out	48V Pass-Through (Pins 1, 2+; 3, 6-)
Maximum Power Consumption with PoE Passthrough	10W 22W*
Maximum TX Power	
2.4 GHz	22 dBm
5 GHz	22 dBm
Antennas	(1) Dual-Band Antenna, Single-Polarity
2.4 GHz	5 dBi
5 GHz	6.5 dBi
Wi-Fi Standards	802.11 a/b/g/n/ac
Wireless Security	WEP, WPA-PSK, WPA-Enterprise (WPA/WPA2, TKIP/AES)
BSSID	Up to 8 per Radio
Mounting	1-Gang Electrical Wall Box (Not Included)
Operating Temperature	-10 to 50° C (14 to 122° F)
Operating Humidity	5 to 95% Noncondensing
Certifications	CE, FCC, IC

* Requires 802.3at PoE+ switch

Advanced Traffic Management	
VLAN	802.1Q
Advanced QoS	Per-User Rate Limiting
Guest Traffic Isolation	Supported
WMM	Voice, Video, Best Effort, and Background
Concurrent Clients	250+

Supported Data Rates (Mbps)	
Standard	Data Rates
802.11ac	6.5 Mbps to 1300 Mbps (MCS0 - MCS9 NSS1/2/3, VHT 20/40/80)
802.11n	6.5 Mbps to 450 Mbps (MCS0 - MCS15, HT 20/40)
802.11a	6, 9, 12, 18, 24, 36, 48, 54 Mbps
802.11g	6, 9, 12, 18, 24, 36, 48, 54 Mbps
802.11b	1, 2, 5.5, 11 Mbps

UAP-AC-LITE Specifications

UAP-AC-LITE	
Dimensions	160 x 160 x 31.45 mm (6.30 x 6.30 x 1.24")
Weight	170 g (6.0 oz)
With Mounting Kits	185 g (6.5 oz)
Networking Interface	(1) 10/100/1000 Ethernet Port
Buttons	Reset
Power Method	802.3af/A PoE 24V Passive PoE (Pairs 4, 5+; 7, 8 Return)
Power Supply	24V, 0.5A Gigabit PoE Adapter*
Power Save	Supported
Maximum Power Consumption	6.5W
Maximum TX Power	
2.4 GHz	20 dBm
5 GHz	20 dBm
Antennas	(2) Dual-Band Antennas, 3 dBi Each
Wi-Fi Standards	802.11 a/b/g/n/ac
Wireless Security	WEP, WPA-PSK, WPA-Enterprise (WPA/WPA2, TKIP/AES)
BSSID	Up to 8 per Radio
Mounting	Wall/Ceiling (Kits Included)
Operating Temperature	-10 to 70° C (14 to 158° F)
Operating Humidity	5 to 95% Noncondensing
Certifications	CE, FCC, IC

* Only the single-pack of the UAP-AC-LITE includes a PoE adapter.

Advanced Traffic Management	
VLAN	802.1Q
Advanced QoS	Per-User Rate Limiting
Guest Traffic Isolation	Supported
WMM	Voice, Video, Best Effort, and Background
Concurrent Clients	250+

Supported Data Rates (Mbps)	
Standard	Data Rates
802.11ac	6.5 Mbps to 867 Mbps (MCS0 - MCS9 NSS1/2, VHT 20/40/80)
802.11n	6.5 Mbps to 300 Mbps (MCS0 - MCS15, HT 20/40)
802.11a	6, 9, 12, 18, 24, 36, 48, 54 Mbps
802.11g	6, 9, 12, 18, 24, 36, 48, 54 Mbps
802.11b	1, 2, 5.5, 11 Mbps

UAP-AC-LR Specifications

UAP-AC-LR	
Dimensions	175.7 x 175.7 x 43.2 mm (6.92 x 6.92 x 1.70")
Weight	240 g (8.5 oz)
With Mounting Kits	315 g (11.1 oz)
Networking Interface	(1) 10/100/1000 Ethernet Port
Buttons	Reset
Power Method	802.3af/A PoE 24V Passive PoE (Pairs 4, 5+; 7, 8 Return)
Power Supply	24V, 0.5A Gigabit PoE Adapter*
Power Save	Supported
Maximum Power Consumption	6.5W
Maximum TX Power	
2.4 GHz	24 dBm
5 GHz	22 dBm
Antennas	(1) Dual-Band Antenna, Tri-Polarity, 2.4 GHz: 3 dBi, 5 GHz: 3 dBi
Wi-Fi Standards	802.11 a/b/g/n/ac
Wireless Security	WEP, WPA-PSK, WPA-Enterprise (WPA/WPA2, TKIP/AES)
BSSID	Up to 8 per Radio
Mounting	Wall/Ceiling (Kits Included)
Operating Temperature	-10 to 70° C (14 to 158° F)
Operating Humidity	5 to 95% Noncondensing
Certifications	CE, FCC, IC

* Only the single-pack of the UAP-AC-LR includes a PoE adapter.

Advanced Traffic Management	
VLAN	802.1Q
Advanced QoS	Per-User Rate Limiting
Guest Traffic Isolation	Supported
WMM	Voice, Video, Best Effort, and Background
Concurrent Clients	250+

Supported Data Rates (Mbps)	
Standard	Data Rates
802.11ac	6.5 Mbps to 867 Mbps (MCS0 - MCS9 NSS1/2, VHT 20/40/80)
802.11n	6.5 Mbps to 450 Mbps (MCS0 - MCS23, HT 20/40)
802.11a	6, 9, 12, 18, 24, 36, 48, 54 Mbps
802.11g	6, 9, 12, 18, 24, 36, 48, 54 Mbps
802.11b	1, 2, 5.5, 11 Mbps

UAP-AC-PRO Specifications

UAP-AC-PRO	
Dimensions	196.7 x 196.7 x 35 mm (7.74 x 7.74 x 1.38")
Weight	350 g (12.4 oz)
With Mounting Kits	450 g (15.9 oz)
Networking Interface	(2) 10/100/1000 Ethernet Ports
Port	(1) USB 2.0 Port
Buttons	Reset
Power Method	Passive Power over Ethernet (48V), 802.3af/802.3at Supported (Supported Voltage Range: 44 to 57VDC)
Power Supply	UniFi Switch (PoE)
Power Save	Supported
Maximum Power Consumption	9W
Maximum TX Power	
2.4 GHz	22 dBm
5 GHz	22 dBm
Antennas	(3) Dual-Band Antennas, 2.4 GHz: 3 dBi, 5 GHz: 3 dBi
Wi-Fi Standards	802.11 a/b/g/n/ac
Wireless Security	WEP, WPA-PSK, WPA-Enterprise (WPA/WPA2, TKIP/AES)
BSSID	Up to 8 per Radio
Mounting	Wall/Ceiling (Kits Included)
Operating Temperature	-10 to 70° C (14 to 158° F)
Operating Humidity	5 to 95% Noncondensing
Certifications	CE, FCC, IC

Advanced Traffic Management	
VLAN	802.1Q
Advanced QoS	Per-User Rate Limiting
Guest Traffic Isolation	Supported
WMM	Voice, Video, Best Effort, and Background
Concurrent Clients	250+

Supported Data Rates (Mbps)	
Standard	Data Rates
802.11ac	6.5 Mbps to 1300 Mbps (MCS0 - MCS9 NSS1/2/3, VHT 20/40/80)
802.11n	6.5 Mbps to 450 Mbps (MCS0 - MCS23, HT 20/40)
802.11a	6, 9, 12, 18, 24, 36, 48, 54 Mbps
802.11g	6, 9, 12, 18, 24, 36, 48, 54 Mbps
802.11b	1, 2, 5.5, 11 Mbps

UAP-AC-EDU Specifications



UAP-AC-EDU	
Dimensions	287.5 x 287.5 x 125.9 mm (11.32 x 11.32 x 4.96")
Weight	1.820 kg (4.012 lb)
Networking Interface	Dual-Band Wi-Fi / Gigabit Ethernet
Ports	(2) 10/100/1000 Ethernet Ports (1) USB 2.0 Port
Buttons	Reset
Power Method	Passive Power over Ethernet (48V), 802.3at Supported (Supported Voltage Range: 44 to 57VDC)
Power Supply	48V, 0.5A PoE Gigabit Adapter*
Power Save	Supported
Maximum Power Consumption	20W
Maximum TX Power	
2.4 GHz	22 dBm
5 GHz	22 dBm
Antennas	(3) Dual-Band Antennas, 2.4 GHz: 3 dBi, 5 GHz: 3 dBi
Wi-Fi Standards	802.11 a/b/g/n/ac
Wireless Security	WEP, WPA-PSK, WPA-Enterprise (WPA/WPA2, TKIP/AES)
BSSID	Up to 8 per Radio
Mounting	Wall/Ceiling (Kits Included)
Operating Temperature	-10 to 70° C (14 to 158° F)
Operating Humidity	5 to 95% Noncondensing
Certifications	CE, FCC, IC

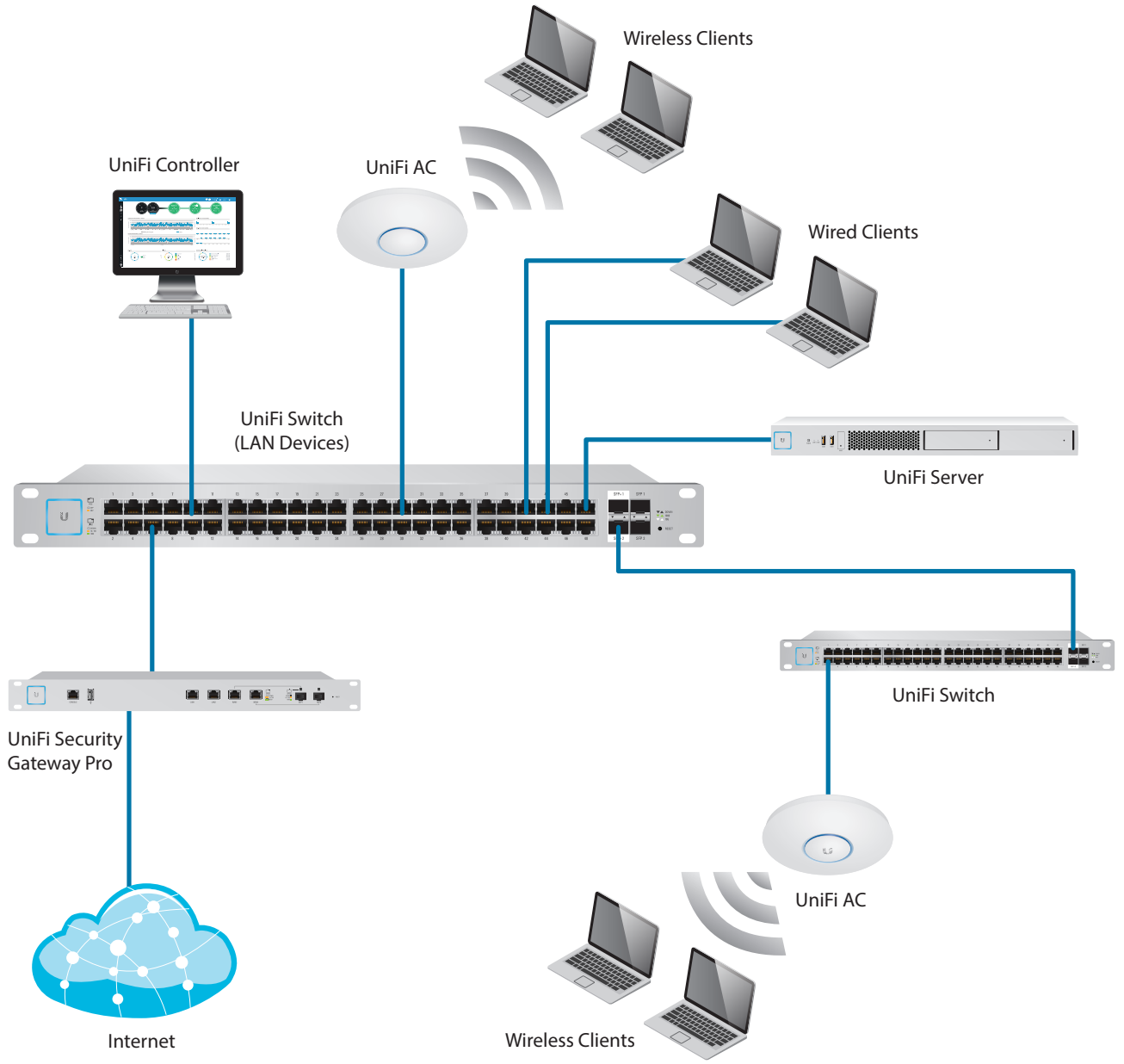
* Only the single-pack of the UAP-AC-EDU includes a PoE adapter.

Advanced Traffic Management	
VLAN	802.1Q
Advanced QoS	Per-User Rate Limiting
Guest Traffic Isolation	Supported
WMM	Voice, Video, Best Effort, and Background
Concurrent Clients	250+

Supported Data Rates (Mbps)	
Standard	Data Rates
802.11ac	6.5 Mbps to 1300 Mbps (MCS0 - MCS9 NSS1/2/3, VHT 20/40/80)
802.11n	6.5 Mbps to 450 Mbps (MCS0 - MCS23, HT 20/40)
802.11a	6, 9, 12, 18, 24, 36, 48, 54 Mbps
802.11g	6, 9, 12, 18, 24, 36, 48, 54 Mbps
802.11b	1, 2, 5.5, 11 Mbps







Loudspeaker Acoustics	
Sensitivity	94 dB (1W/1 m)
Maximum SPL	103 dB @ 1 m
Frequency Response	100 - 20,000 Hz
Type	Two-Way Speaker with Second-Order HP Filter

System Example



UniFi Switch Compatibility

The UniFi switches are compatible with UniFi Access Points and UniFi G3 Video Cameras, as detailed below.

AP/Camera Model	US-8	US-8-60W	US-8-150W	US-16-150W	US-24-250W	US-24-500W	US-48-500W	US-48-750W
UVC-G3			✓	✓	✓	✓	✓	✓
UVC-G3-AF	✓	✓	✓	✓	✓	✓	✓	✓
UVC-G3-DOME	✓	✓	✓	✓	✓	✓	✓	✓
UAP			✓	✓	✓	✓	✓	✓
UAP-LR			✓	✓	✓	✓	✓	✓
UAP-PRO	✓	✓	✓	✓	✓	✓	✓	✓
UAP-AC-LITE	✓	✓	✓	✓	✓	✓	✓	✓
UAP-AC-LR	✓	✓	✓	✓	✓	✓	✓	✓
UAP-AC-PRO	✓	✓	✓	✓	✓	✓	✓	✓
UAP-AC-M	✓	✓	✓	✓	✓	✓	✓	✓
UAP-AC-M-PRO	✓	✓	✓	✓	✓	✓	✓	✓
UAP-AC-IW*	✓	✓	✓	✓	✓	✓	✓	✓
UAP-AC-IW-PRO*	✓	✓	✓	✓	✓	✓	✓	✓
UAP-AC-HD	-	-	✓	✓	✓	✓	✓	✓

✓ Compatible with the UniFi switch

 Requires Instant 802.3af Gigabit PoE Converter:  INS-3AF-I-G or  INS-3AF-O-G

Note:

* For the UAP-AC-IW and UAP-AC-IW-PRO, PoE passthrough is supported by all of the switches listed above except for models US-8 and US-8-60W.

Related Product Datasheets



UniFi Switch 8, UniFi Switch 8-60W:

[dl.ubnt.com/datasheets/unifi/UniFi Switch 8 DS.pdf](https://dl.ubnt.com/datasheets/unifi/UniFi_Switch_8_DS.pdf)



UniFi PoE Switches:

[dl.ubnt.com/datasheets/unifi/UniFi PoE Switch.pdf](https://dl.ubnt.com/datasheets/unifi/UniFi_PoE_Switch.pdf)

Specifications are subject to change. Ubiquiti products are sold with a limited warranty described at: www.ubnt.com/support/warranty
 ©2015-2018 Ubiquiti Networks, Inc. All rights reserved. Ubiquiti, Ubiquiti Networks, the Ubiquiti U logo, the Ubiquiti beam logo, and UniFi are trademarks or registered trademarks of Ubiquiti Networks, Inc. in the United States and in other countries. Apple and the Apple logo are trademarks of Apple Inc., registered in the U.S. and other countries. App Store is a service mark of Apple, Inc., registered in the U.S. and other countries. Google, Android, and Google Play are trademarks of Google Inc. All other trademarks are the property of their respective owners.



NanoBeam[®] AC GEN2

airMAX[®] ac CPE with Dedicated Management Radio

Model: NBE-5AC-Gen2

Uniform Beamwidth Maximizes Noise Immunity

Dedicated Wi-Fi Radio for Management

airMAX ac Processor for Superior Performance



Overview

Ubiquiti Networks launches the latest generation of airMAX® CPE (Customer Premises Equipment), the NanoBeam® 5AC Gen 2.

Improved Noise Immunity

The NanoBeam 5AC Gen 2 directs RF energy in a tighter beamwidth. With the focus in one direction, the NanoBeam 5AC Gen 2 blocks or spatially filters out noise, so noise immunity is improved. This feature is especially important in an area crowded with other RF signals of the same or similar frequency.

Integrated Design

The radio and antenna are combined to create a more efficient and compact CPE. The NanoBeam 5AC Gen 2 gets maximum gain out of the smallest footprint.

Providing high performance and an innovative form factor, the NanoBeam 5AC Gen 2 is versatile and cost-effective to deploy.

Software

airOS® 8

airOS® 8 is the revolutionary operating system for Ubiquiti® airMAX ac products.

Powerful Wireless Features

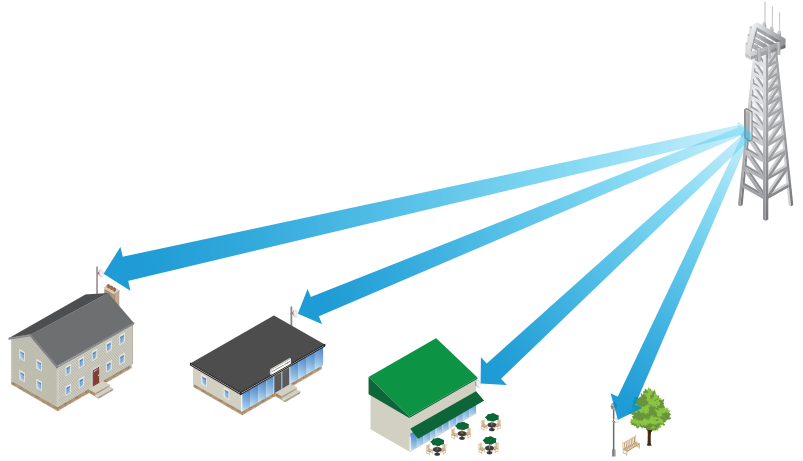
- Access Point PtMP airMAX Mixed Mode
- airMAX ac Protocol Support
- Long-Range Point-to-Point (PtP) Link Mode
- Selectable Channel Width
 - PtP: 10/20/30/40/50/60/80 MHz
 - PtMP: 10/20/30/40 MHz
- Automatic Channel Selection
- Transmit Power Control: Automatic/Manual
- Automatic Distance Selection (ACK Timing)
- Strongest WPA2 Security

Usability Enhancements

- airMagic® Channel Selection Tool
- Redesigned User Interface
- Dynamic Configuration Changes
- Instant Input Validation
- HTML5 Technology
- Optimization for Mobile Devices
- Detailed Device Statistics
- Comprehensive Array of Diagnostic Tools, including RF Diagnostics and airView® Spectrum Analyzer

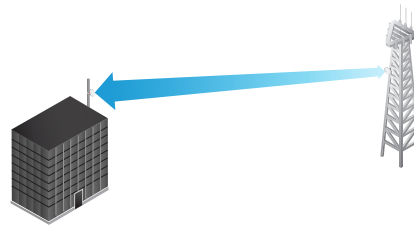
Application Examples

PtMP Client Links

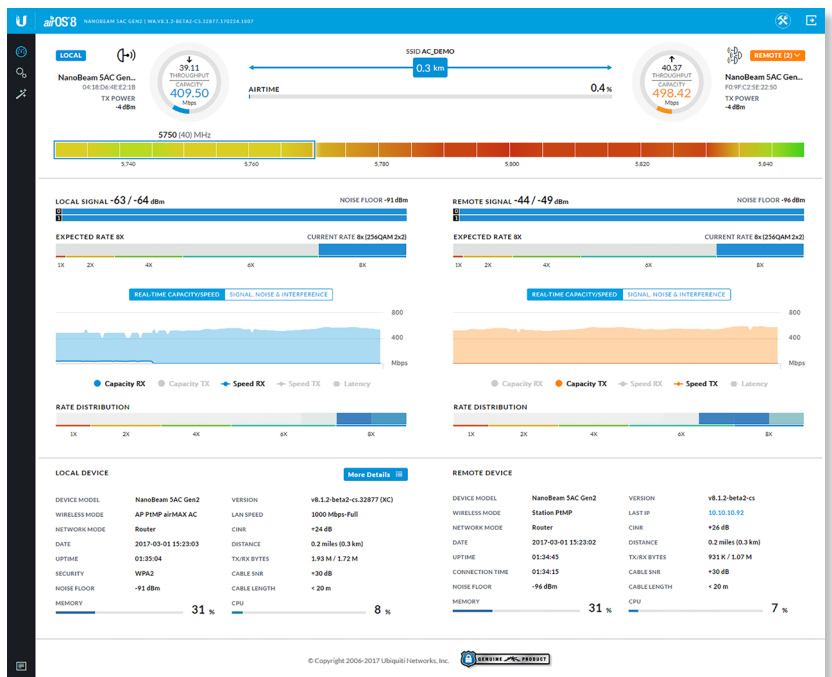


The NanoBeam 5AC Gen 2 used as a CPE device for each client in an airMAX PtMP network.

PtP Link



Use a NanoBeam 5AC Gen 2 on each side of a PtP link.



Advanced RF Analytics

airMAX ac devices feature a multi-radio architecture to power a revolutionary RF analytics engine.

An independent processor on the PCBA powers a second, dedicated radio, which persistently analyzes the full 5 GHz spectrum and every received symbol to provide you with the most advanced RF analytics in the industry.

Real-Time Reporting

airOS 8 displays the following RF information:

- Persistent RF Error Vector Magnitude (EVM) constellation diagrams
- Signal, Noise, and Interference (SNI) diagrams
- Carrier to Interference-plus-Noise Ratio (CINR) histograms

Spectral Analysis

airView allows you to identify noise signatures and plan your networks to minimize noise interference. airView performs the following functions:

- Constantly monitors environmental noise
- Collects energy data points in real-time spectral views
- Helps optimize channel selection, network design, and wireless performance

airView runs in the background without disabling the wireless link, so there is no disruption to the network.

In airView, there are three spectral views, each of which represents different data: waveform, waterfall, and ambient noise level.

airView provides powerful spectrum analyzer functionality, eliminating the need to rent or purchase additional equipment for conducting site surveys.


UNMS App

The NanoBeam 5AC Gen 2 integrates a separate Wi-Fi radio for fast and easy setup using your mobile device.


Accessing airOS via Wi-Fi

The UNMS™ app provides instant accessibility to the airOS configuration interface and can be downloaded from the App Store (iOS) or Google Play™ (Android). UNMS allows you to set up, configure, and manage the NanoBeam 5AC Gen 2 and offers various configuration options once you're connected or logged in.

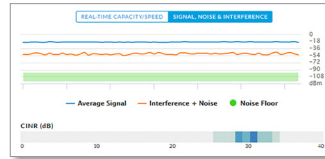
Multi-Radio Architecture



Constellation Diagrams



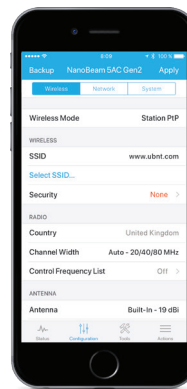
SNI Diagram and CINR Histogram



Dedicated Spectral Analysis



UNMS Configuration Screen



Technology



Unlike standard Wi-Fi protocol, Ubiquiti's Time Division Multiple Access (TDMA) airMAX protocol allows each client to send and receive data using pre-designated time slots scheduled by an intelligent AP controller.

This time slot method eliminates hidden node collisions and maximizes airtime efficiency, so airMAX technology provides performance improvements in latency, noise immunity, scalability, and throughput compared to other outdoor systems in its class.

Intelligent QoS Priority assigned to voice/video for seamless streaming.

Scalability High capacity and scalability.

Long Distance Capable of high-speed, carrier-class links.

Superior Performance

The next-generation airMAX ac technology boosts the advantages of our proprietary TDMA protocol.

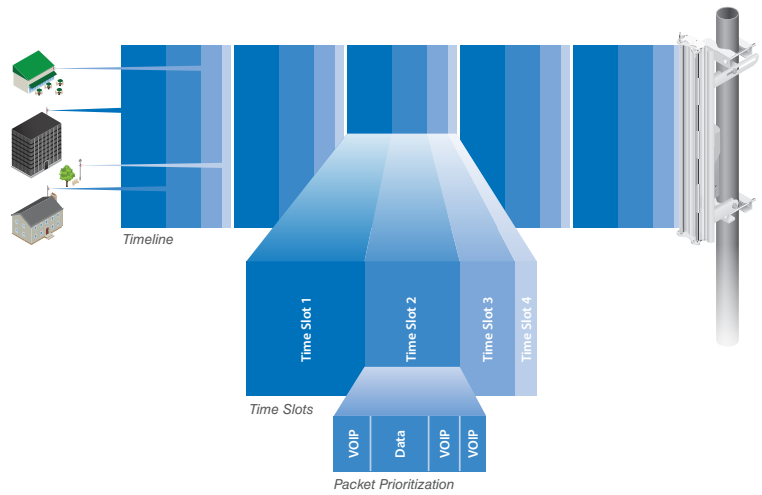
Ubiquiti's airMAX engine with custom IC dramatically improves TDMA latency and network scalability. The custom silicon provides hardware acceleration capabilities to the airMAX scheduler, to support the high data rates and dense modulation used in airMAX ac technology.

Throughput Breakthrough

airMAX ac supports high data rates, which require dense modulation: 256QAM – a significant increase from 64QAM, which is used in airMAX.

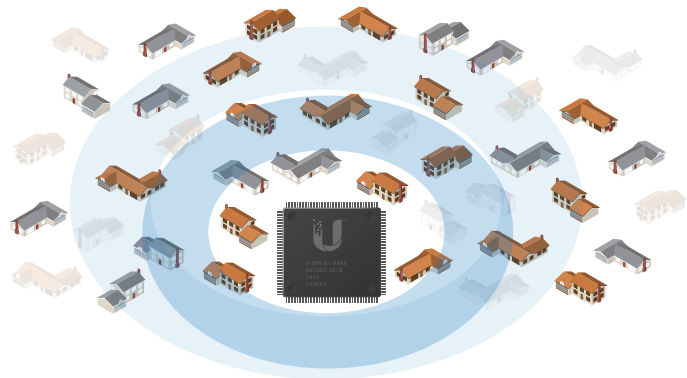
With their use of proprietary airMAX ac technology, airMAX ac products supports up to 450+ Mbps real TCP/IP throughput – up to triple the throughput of standard airMAX products.

airMAX ac TDMA Technology

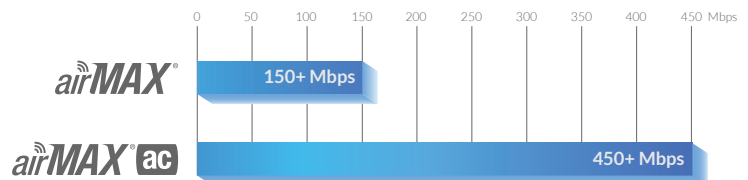


Up to 100 airMAX ac stations can be connected to an airMAX ac Sector; four airMAX ac stations are shown to illustrate the general concept.

airMAX Network Scalability



Superior Throughput Performance



Hardware Overview

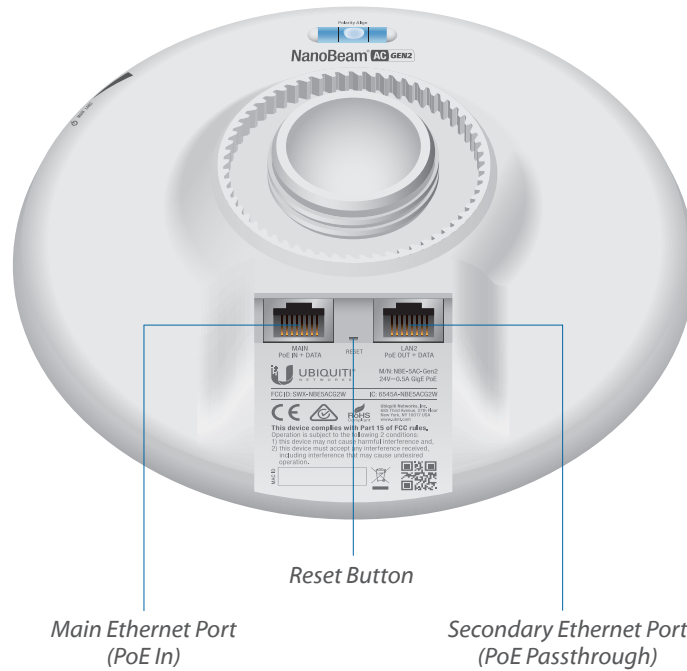
The NanoBeam 5AC Gen 2 features airMAX ac technology and enhanced protection against ESD events.

Ease of Installation

- **Quick Installation** No fasteners are required for pole-mounting, and a single wall fastener (not included) is required for wall-mounting.
- **Convenient Alignment** The NanoBeam 5AC Gen 2 pivots on its ball joint 3-axis mount for easy aiming.

Innovative Mechanical Design

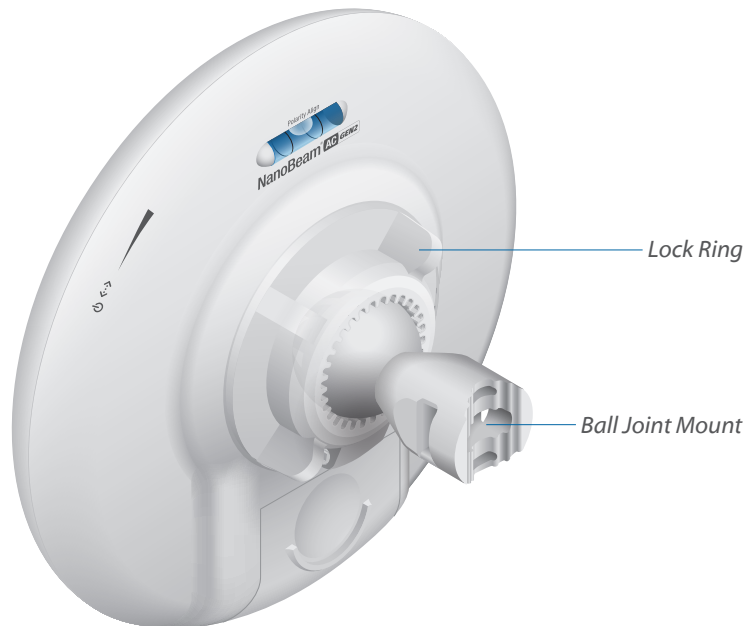
- **Efficient Footprint** The radio and antenna are combined into a single body that takes up minimal space. The form factor features the highest gain for its size.
- **Aesthetics** The NanoBeam 5AC Gen 2 is small enough to blend discreetly into the background at a customer's location.
- **Versatile Mounting** The NanoBeam 5AC Gen 2 can be mounted in almost any position needed for line of sight.



Main Ethernet Port (PoE In)

Reset Button

Secondary Ethernet Port (PoE Passthrough)



Lock Ring


Ball Joint Mount

Mounting Accessories

NanoBeam® Wall Mount Kit

Model: NBE-WMK

A wall mount kit is available as an optional accessory to enhance stability for wall-mounting.



NanoBeam® Window Mount

Model: NBE-19-WM

A suction cup mount is available as an optional accessory to mount the NanoBeam 5AC Gen 2 on a window.



IsoBeam Accessory

IsoBeam™

Model: ISO-BEAM-19

An RF isolator shield is available as an optional accessory to enhance signal isolation.



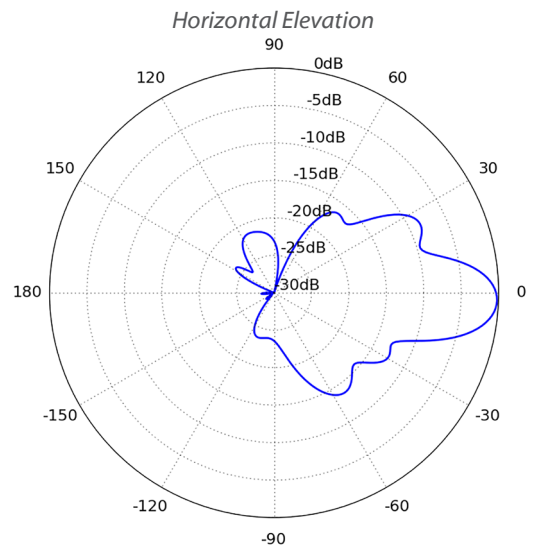
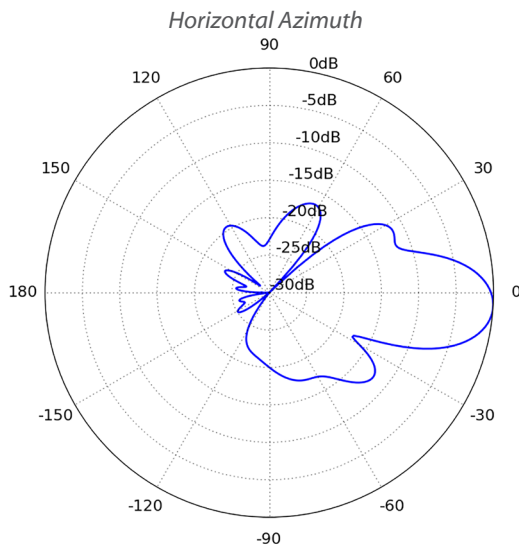
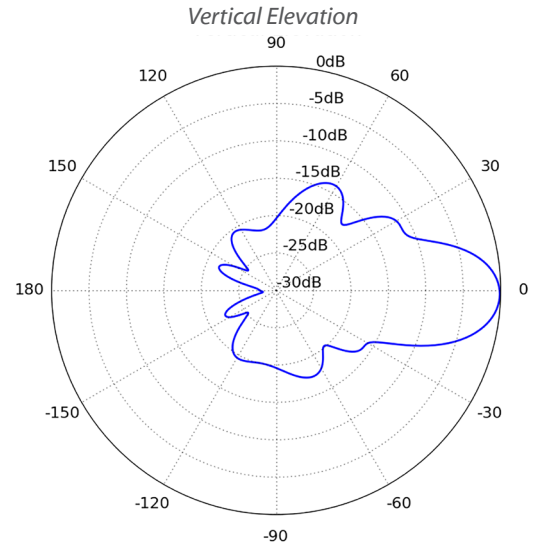
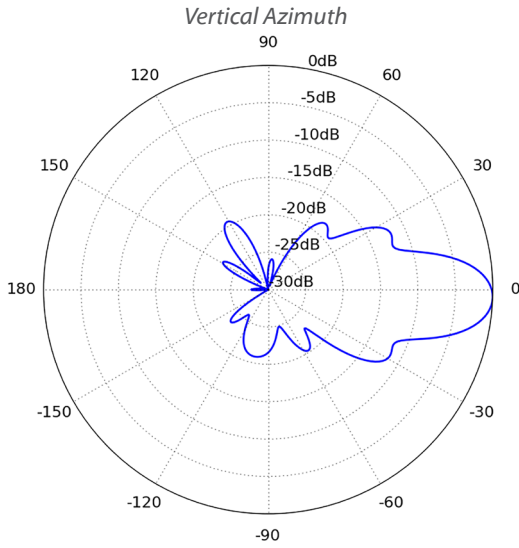
Specifications

NBE-5AC-Gen2		
Dimensions (Mount Included)	189 x 189 x 125 mm (7.44 x 7.44 x 4.92")	
Weight (Mount Included)	0.530 kg (1.17 lb)	
Power Supply	24V, 0.5A Gigabit PoE Adapter (Included)	
Max. Power Consumption	8.5W	
Gain	19 dBi	
Networking Interface	(2) 10/100/1000 Ethernet Ports Wi-Fi for Management	
Processor Specs	Atheros MIPS 74Kc, 720 MHz	
Memory	128 MB DDR2, 8 MB Flash	
LEDs	Power, Ethernet, (4) Signal Strength	
Signal Strength LEDs	Software-Adjustable to Correspond to Custom RSSI Levels	
Max. VSWR	1.5:1	
Channel Sizes	PtP Mode	PtMP Mode
	10/20/30/40/50/60/80 MHz	10/20/30/40 MHz
Polarization	Dual Linear	
Enclosure	Outdoor UV Stabilized Plastic	
Mounting	Pole-Mount (Kit Included), Wall-Mount	
Wind Loading	45.4 N @ 200 km/h (10.2 lbf @ 125 mph)	
Wind Survivability	200 km/h (125 mph)	
ESD/EMP Protection	Air: ± 24 kV, Contact: ± 24 kV	
Operating Temperature	-40 to 80° C (-40 to 176° F)	
Operating Humidity	5 to 95% Noncondensing	
Certifications	CE, FCC, IC	
RoHS Compliance	Yes	
Salt Fog Test	IEC 68-2-11 (ASTM B117), Equivalent: MIL-STD-810 G Method 509.5	
Vibration Test	IEC 68-2-6	
Temperature Shock Test	IEC 68-2-14	
UV Test	IEC 68-2-5 at 40° C (104° F), Equivalent: ETS 300 019-1-4	
Wind-Driven Rain Test	ETS 300 019-1-4, Equivalent: MIL-STD-810 G Method 506.5	

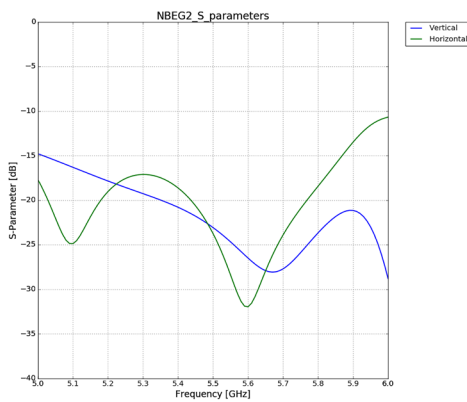
Operating Frequency (MHz)				
Worldwide	5150 - 5875			
USA	U-NII-1: 5150 - 5250	U-NII-2A: 5250 - 5350 MHz	U-NII-2C: 5470 - 5725 MHz	U-NII-3: 5725 - 5850

Management Radio (MHz)	
Worldwide	2412 - 2472
USA	2412 - 2462

NBE-5AC-Gen2 Output Power: 25 dBm							
TX Power Specifications				RX Power Specifications			
Modulation	Data Rate	Avg. TX	Tolerance	Modulation	Data Rate	Sensitivity	Tolerance
airMAX ac	1x BPSK (½)	25 dBm	± 2 dB	airMAX ac	1x BPSK (½)	-96 dBm	± 2 dB
	2x QPSK (½)	25 dBm	± 2 dB		2x QPSK (½)	-95 dBm	± 2 dB
	2x QPSK (¾)	25 dBm	± 2 dB		2x QPSK (¾)	-92 dBm	± 2 dB
	4x 16QAM (½)	25 dBm	± 2 dB		4x 16QAM (½)	-90 dBm	± 2 dB
	4x 16QAM (¾)	25 dBm	± 2 dB		4x 16QAM (¾)	-86 dBm	± 2 dB
	6x 64QAM (¾)	24 dBm	± 2 dB		6x 64QAM (¾)	-83 dBm	± 2 dB
	6x 64QAM (¾)	23 dBm	± 2 dB		6x 64QAM (¾)	-77 dBm	± 2 dB
	6x 64QAM (¾)	22 dBm	± 2 dB		6x 64QAM (¾)	-74 dBm	± 2 dB
	8x 256QAM (¾)	21 dBm	± 2 dB		8x 256QAM (¾)	-69 dBm	± 2 dB
	8x 256QAM (¾)	20 dBm	± 2 dB		8x 256QAM (¾)	-65 dBm	± 2 dB



Return Loss



Specifications are subject to change. Ubiquiti products are sold with a limited warranty described at: www.ubnt.com/support/warranty
 ©2014-2018 Ubiquiti Networks, Inc. All rights reserved. Ubiquiti, Ubiquiti Networks, the Ubiquiti U logo, the Ubiquiti beam logo, airMagic, airMAX, airOS, airView, NanoBeam, NanoBridge, and UNMS are trademarks or registered trademarks of Ubiquiti Networks, Inc. in the United States and in other countries. All other trademarks are the property of their respective owners.



www.ubnt.com

AJNB020818