

HIDDEN *semi*-MARKOV MODEL: forget (half of) Markov hypothesis ?!

LILIAN BESSON & VALENTIN BRUNCK

PGM course for the MVA master at ENS CACHAN (2015-16)

INTRODUCTION

- Weakness of HMM: **Geometric durations**

$$\mathbb{P}(d|j) = (1 - A_{j,j})A_{j,j}^d.$$

- HSMM: models the time spent on a hidden state (sequence duration).
- Practical application:** music sheet matching & alignment.

THE MODEL

HSMM \equiv HMM without the Markov property.
Hidden state q_t :

- HMM:** $q_t \rightarrow u_t$
- HSMM:** $q_t \rightarrow (u_{1:d_t})_t$ (sequence)

$$\mathbb{P}\left((q_n, (u_{1:d_n})_n), n = 1..N\right) = \mathbb{P}(q_1)\mathbb{P}((u_{1:d_1})_1|q_1) \cdots \prod_{n=2..N} \left(\mathbb{P}(q_n|q_{n-1})\mathbb{P}((u_{1:d_n})_n|q_n)\right)$$

FILTERING (α, β)

Forward α -recursion:

$$\alpha_{t,j} \equiv \sum_{d=1}^{d_{\max}^{(j)}} B_{t,j,d} \mathbf{D}_{j,d} \left(\sum_{i=1}^K A_{i,j} \alpha_{t-d,i} \right)$$

backward β -recursion:

$$\beta_{t,i} \equiv \sum_{j=1}^K A_{i,j} \left(\sum_{d=1}^{d_{\max}^{(j)}} \mathbf{D}_{j,d} B_{t+d,j,d} \beta_{t+d,j} \right)$$

In practice: logs (and logsumexp) to avoid underflow errors. Complexity: $O(TD_{\max}K^2)$.

CONCLUSION

- HMM are a special case of HSMM, and our HSMM implementation can emulate a HMM,
- For both HMM and HSMM, $\alpha - \beta$ is tractable and efficient for **truncated** D_{\max} ,
- For Geometric durations, E-M for HSMM is *very* similar to E-M for HMM (cf. HMK3),
- But for other durations distribution, E-M is more complicated, but works in practice (cf. plots).

ILLUSTRATION

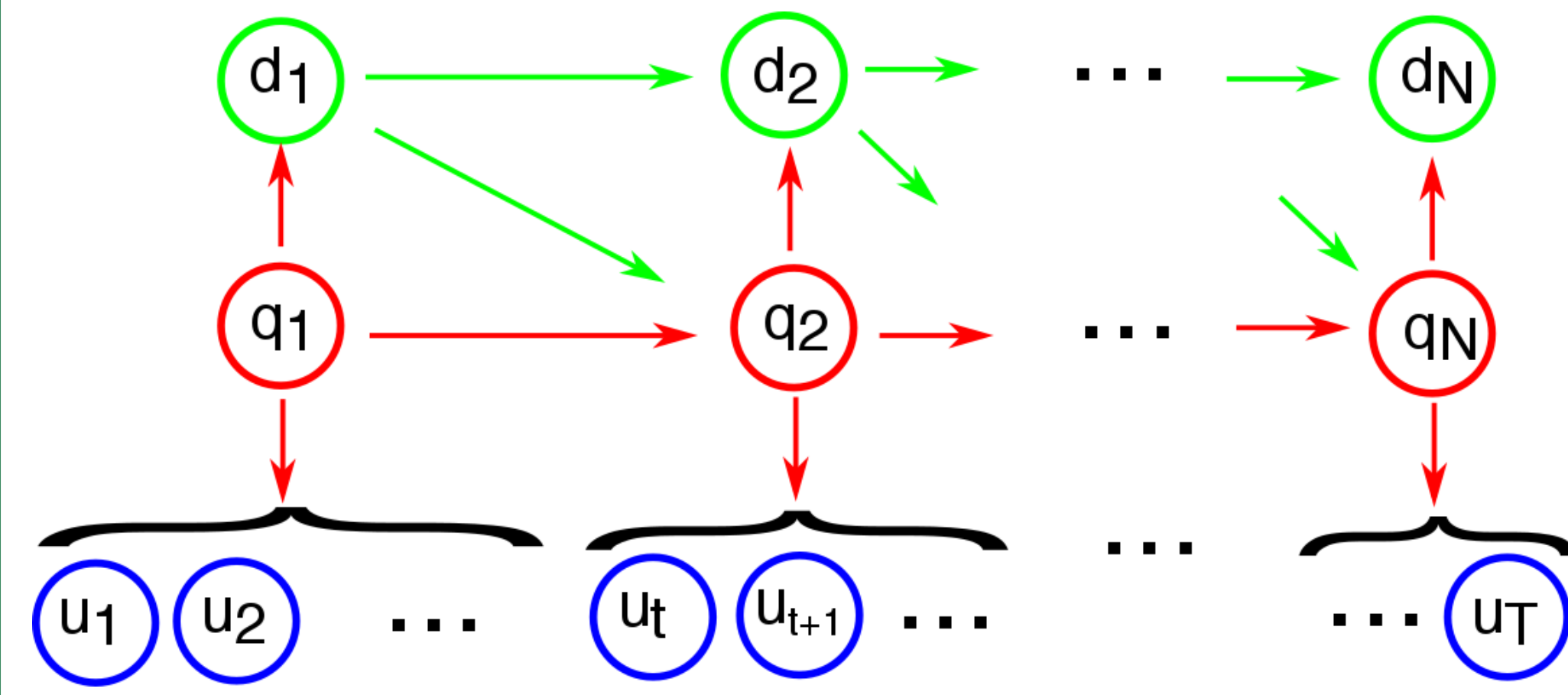


Figure 1: N sequence of observations of a HSMM (hidden state: $q_k \in \{1..K\}$, observed variables: u_t , duration of i^{th} sequence: d_i).

ASSUMPTIONS

$$\begin{cases} A_{i,j} = \mathbb{P}(j|i) & \text{(Markovian transition } i \rightarrow j) \\ D_{j,d} = \mathbb{P}(d|j) & (\equiv (1 - A_{j,j})A_{j,j}^d \text{ for HMM}) \\ B_{t,j,d} = \mathbb{P}(u_{t-d+1:t}|j, d) = \prod_{t'=t-d+1}^t \mathcal{N}(y_{t'}|j, d) \end{cases}$$

INFERENCE (E-M)

$$\begin{cases} \hat{\pi}_i^{\text{new}} \leftarrow \mathbb{P}(q_0 = i|u_0, \dots, u_T) \\ \hat{A}_{i,j}^{\text{new}} \leftarrow \sum_t \xi_t(i, j) / \left(\sum_{i \neq j} \sum_t \xi_t(i, j) \right) \\ \hat{D}_{j,d}^{\text{new}} \leftarrow \eta(j, d) / \left(\sum_d \eta(j, d) \right) \end{cases}$$

$$\begin{aligned} \xi_t(i, j) &= \mathbb{P}(q_t = i, q_{t+1} = j|u_0..u_T) \\ \eta(j, d) &= \mathbb{P}(q_{t-d} = j, v = 1..d, q_d \neq j|u_1..u_T) + \\ &\quad \sum_{t=1..T} \mathbb{P}(q_t \neq j, q_{t-d} = j, v = 1..d, q_{t+u+1} \neq j|u_1..u_T) \end{aligned}$$

This methods complexity is: $m \times O(TK^2 D_{\max}^2)$ (for m steps).

Thanks for reading!

GEOMETRIC

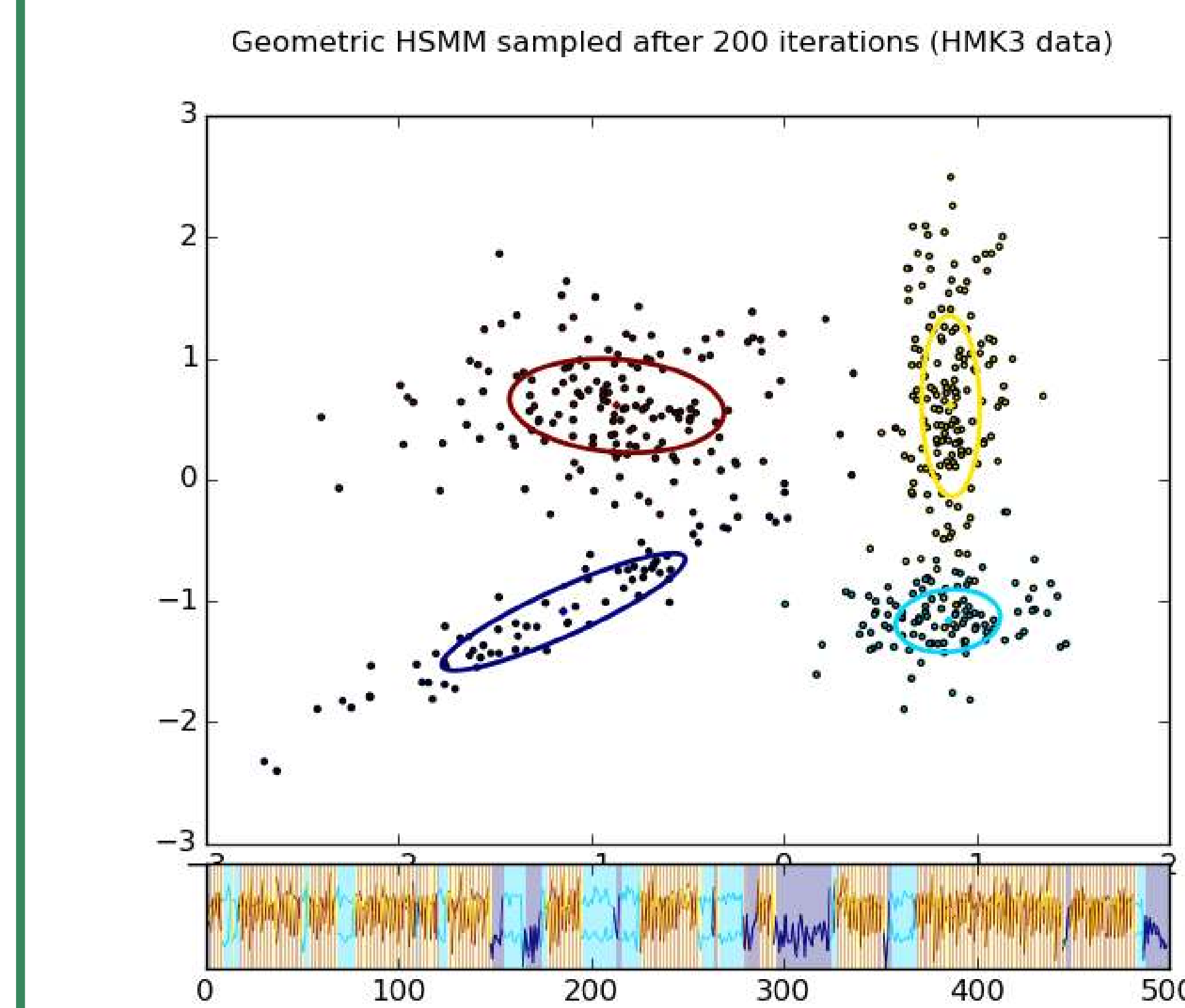


Figure 2: HSMM with Geometric d distribution

POISSON

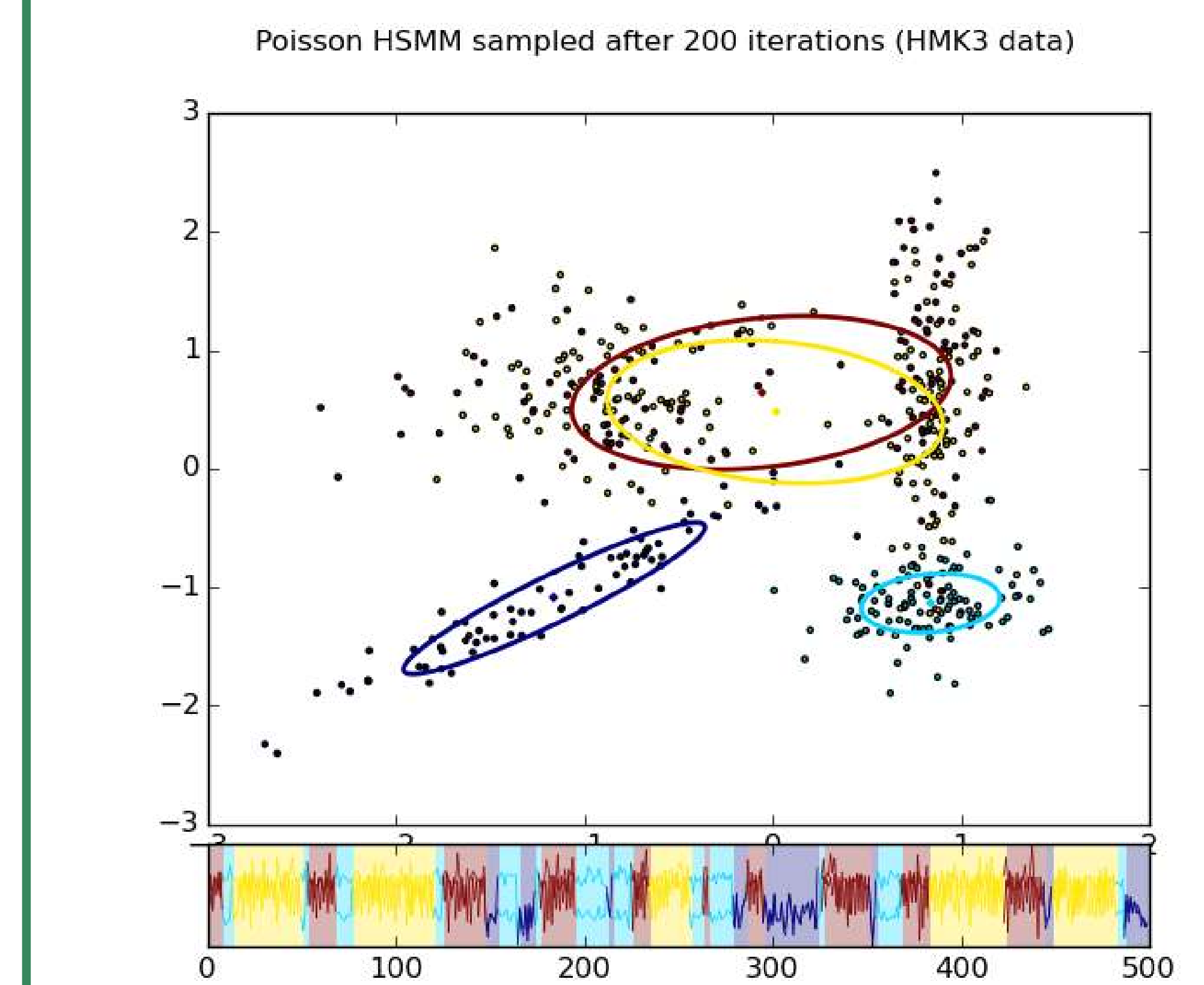


Figure 3: HSMM with Poisson d distribution

POISSON (WORKS!)

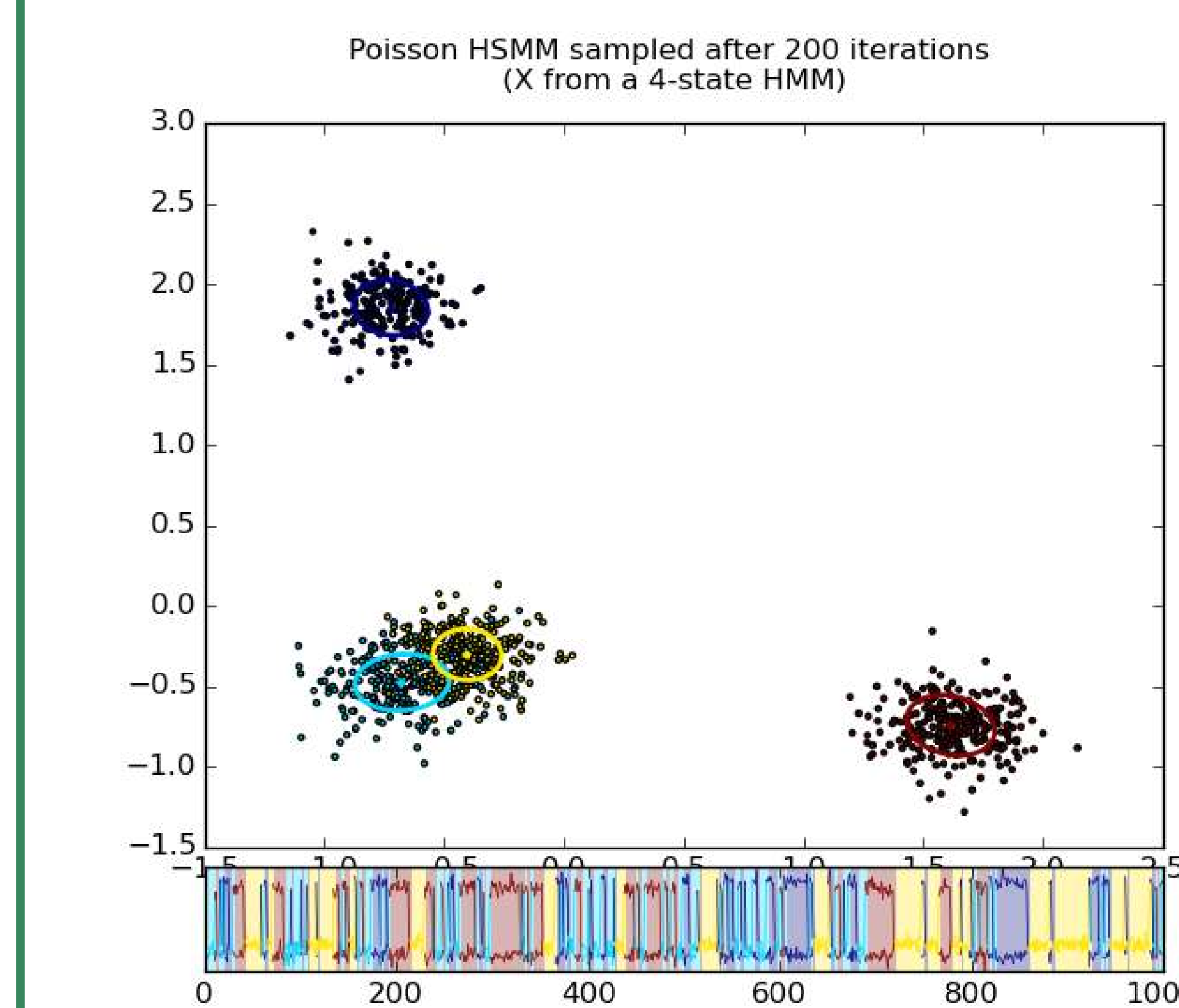


Figure 4: 2D data drawn from a 4-state HMM

Note: **No** transition between state/cluster 1 and 3, but almost the same Gaussian (μ_i, Σ_i).

POISSON (FAILS!)

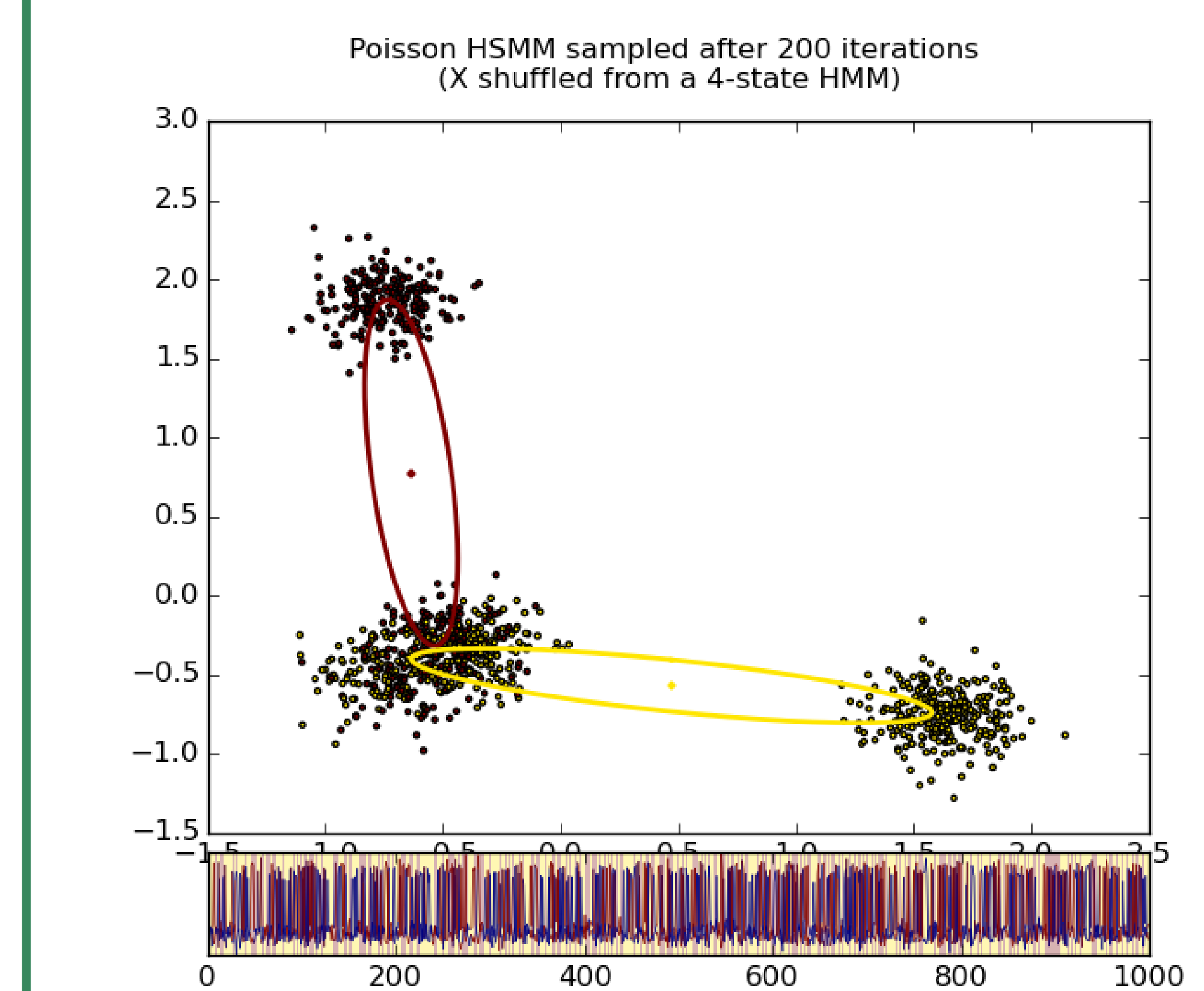


Figure 5: Same data, but shuffled